









**This item includes:**

 <b>Item No.: 2773-402</b> PUSH WIRE® splicing connector; for solid and stranded conductors; max. 4 mm <sup>2</sup> ; 2-conductor; transparent housing; white cover; Surrounding air temperature: max 85°C (T85); 4,00 mm <sup>2</sup> ; transparent	 <b>Item No.: 2773-408</b> PUSH WIRE® splicing connector; for solid and stranded conductors; max. 4 mm <sup>2</sup> ; 8-conductor; transparent housing; light gray cover; Surrounding air temperature: max 85°C (T85); 4,00 mm <sup>2</sup> ; transparent	 <b>Item No.: 2773-403</b> PUSH WIRE® splicing connector; for solid and stranded conductors; max. 4 mm <sup>2</sup> ; 3-conductor; transparent housing; orange cover; Surrounding air temperature: max 85°C (T85); 4,00 mm <sup>2</sup> ; transparent	 <b>Item No.: 2773-404</b> PUSH WIRE® splicing connector; for solid and stranded conductors; max. 4 mm <sup>2</sup> ; 4-conductor; transparent housing; red cover; Surrounding air temperature: max 85°C (T85); 4,00 mm <sup>2</sup> ; transparent <span style="float: right;"><b>60</b></span>
 <b>Item No.: 2773-405</b> PUSH WIRE® splicing connector; for solid and stranded conductors; max. 4 mm <sup>2</sup> ; 5-conductor; transparent housing; yellow cover; Surrounding air temperature: max 85°C (T85); 4,00 mm <sup>2</sup> ; transparent	 <b>Item No.: 2773-406</b> PUSH WIRE® splicing connector; for solid and stranded conductors; max. 4 mm <sup>2</sup> ; 6-conductor; transparent housing; Gray cover; Surrounding air temperature: max 85°C (T85); 4,00 mm <sup>2</sup> ; transparent <span style="float: right;"><b>40</b></span>		

**Notes**

General safety information

**NOTICE: Observe installation and safety instructions!**

- **Only to be used by electricians!**
- Do not work under voltage/load!
- Use only for proper use!
- Observe national regulations/standards/guidelines!
- Observe technical specifications for the products!
- Observe the number of permissible potentials!
- Do not use damaged/dirty components!
- Observe conductor types, cross-sections and strip lengths!
- Insert conductor until it hits the product's backstop!
- Use original accessories!

**To be sold only with installation instructions!**

### Physical data

Width	259 mm / 10.197 inches
Height	63 mm / 2.48 inches
Depth	155 mm / 6.102 inches

### Material data

Note (material data)	<a href="#">Information on material specifications can be found here</a>
Fire load	10.01 MJ
Weight	1029.6 g

### Commercial data

PU (SPU)	1 pcs
Packaging type	Box
Country of origin	DE
GTIN	4055143951319
Customs tariff number	85369010000

### Product Classification

UNSPSC	39121409
ETIM 9.0	EC000446
ETIM 10.0	EC000524
ECCN	NO US CLASSIFICATION

### Environmental Product Compliance

RoHS Compliance Status	Compliant, No Exemption
------------------------	-------------------------

### Downloads

#### Environmental Product Compliance

##### Compliance Search

Environmental Product  
Compliance 887-954

