

T4152214004-002 ✓ ACTIVE

TE Internal #: T4152214004-002

M12 Cable Assembly, 4 Position, 1 m, Sensor/Actuator, A Code,
M12 Plug End A, M12 Socket End B, Double Ended, GF Nylon

[View on TE.com >](#)



Cable Assemblies > Copper Cable Assemblies > M8/M12 Cable Assemblies > M12 A-Code Male to Female Double Ended Cable



Cable Assembly Type: **M12**

Number of Positions: **4**

Cable Assembly Length: **1 m**

M8/M12 Application Type: **Sensor/Actuator**

Connector & Keying Code: **A**

[All M12 A-Code Male to Female Double Ended Cable \(140\)](#)

Features

Contact Features

Contact Current Rating (Max)	4 A
------------------------------	-----

Electrical Characteristics

Operating Voltage	250 VDC
-------------------	---------

Packaging Features

Packaging Method	Box
------------------	-----

Dimensions

Outside Cable Diameter	5 mm
------------------------	------

Wire Size	22 AWG
-----------	--------

Mechanical Attachment

Thread Size	M12 x M12
-------------	-----------

Connector Orientation (End A)	Right Angle
-------------------------------	-------------

Connector Orientation (End B)	Right Angle
-------------------------------	-------------

Body Features



Connector Color (End B)	Black
Jacket Material	PVC
Connector Color (End A)	Black
Conductor Material	Copper Alloy
Cable Color	Black
Wire Color (Base)	Brown, White, Blue, Black
Connector & Keying Code	A

Other

Field Serviceable	Yes
Cable Assembly Length	1 m
Cable Assembly Configuration	Double Ended
EU RoHS Compliance	Compliant with Exemptions
EU ELV Compliance	Compliant with Exemptions

Product Type Features

Cable Assembly Type	M12
Cable Assembly (End A)	M12 Plug
Cable Assembly (End B)	M12 Socket

Configuration Features

Number of Positions	4
---------------------	---

Housing Features

Housing Material	GF Nylon
------------------	----------

Operation/Application

M8/M12 Application Type	Sensor/Actuator
Shielded	No

Product Compliance

[For compliance documentation, visit the product page on TE.com>](#)

EU RoHS Directive 2011/65/EU	Compliant with Exemptions
EU ELV Directive 2000/53/EC	Compliant with Exemptions
China RoHS 2 Directive MIIT Order No 32, 2016	Restricted Materials Above Threshold
EU REACH Regulation (EC) No. 1907/2006	Current ECHA Candidate List: JUNE 2024 (241)



Candidate List Declared Against: JUNE 2024 (241)
 SVHC > Threshold:
 Pb (1.9% in Component Part)

Article Safe Usage Statements:

Do not eat, drink or smoke when using this product. Wash thoroughly after handling. Recycle if possible and dispose of the article by following all applicable governmental regulations relevant to your geographic location.

Halogen Content

Not Low Halogen - contains Br or Cl > 900 ppm.

Solder Process Capability

Not applicable for solder process capability

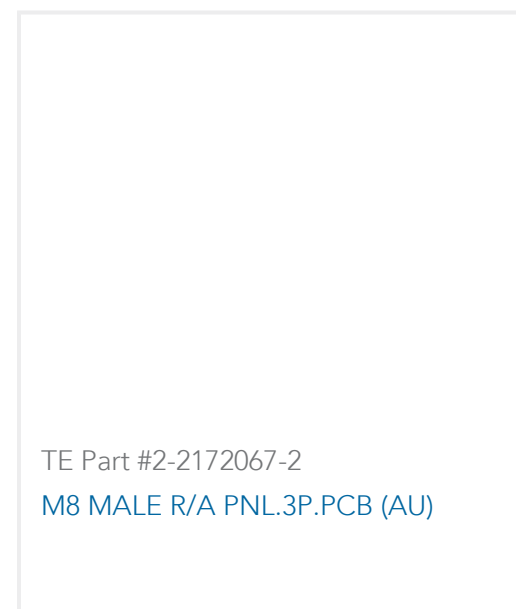
Product Compliance Disclaimer



This information is provided based on reasonable inquiry of our suppliers and represents our current actual knowledge based on the information they provided. This information is subject to change. The part numbers that TE has identified as EU RoHS compliant have a maximum concentration of 0.1% by weight in homogenous materials for lead, hexavalent chromium, mercury, PBB, PBDE, DBP, BBP, DEHP, DIBP, and 0.01% for cadmium, or qualify for an exemption to these limits as defined in the Annexes of Directive 2011/65/EU (RoHS2). Finished electrical and electronic equipment products will be CE marked as required by Directive 2011/65/EU. Components may not be CE marked. Additionally, the part numbers that TE has identified as EU ELV compliant have a maximum concentration of 0.1% by weight in homogenous materials for lead, hexavalent chromium, and mercury, and 0.01% for cadmium, or qualify for an exemption to these limits as defined in the Annexes of Directive 2000/53/EC (ELV). Regarding the REACH Regulation, the information TE provides on SVHC in articles for this part number is based on the latest European Chemicals Agency (ECHA) 'Guidance on requirements for substances in articles' posted at this URL: <https://echa.europa.eu/guidance-documents/guidance-on-reach>

Compatible Parts



Customers Also Bought





Documents

Product Drawings

[RPC-M12-4MR-1.0-M12-4FR-PVC](#)

English

CAD Files

[3D PDF](#)

3D

Customer View Model

[ENG_CVM_CVM_T4152214004-002_A.2d_dxf.zip](#)

English

Customer View Model

[ENG_CVM_CVM_T4152214004-002_A.3d_igs.zip](#)

English

Customer View Model

[ENG_CVM_CVM_T4152214004-002_A.3d_stp.zip](#)

English

By downloading the CAD file I accept and agree to the [Terms and Conditions](#) of use.

Product Specifications

[Application Specification](#)

English

Agency Approvals

[UL](#)

English