

35-411-150-R **x** OBSOLETE

KISSLING | KISSLING Series 35

TE Internal #: K1143584


TE Internal Description: Battery Disconnecter 35-411-150-R

Battery Disconnecter, 400A, 1 Pole

[View on TE.com >](#)



Switches > Battery Disconnect Switches > Battery Disconnecter, 400A, 1 Pole



Switch Main Contact Current Rating: **400 A**

Operating Voltage: **32 VDC**

Number of Poles: **1**

Operating Handle Type: **Pointer Key Handle**

Termination Thread Size: **M10**

[All Battery Disconnecter, 400A, 1 Pole \(22\)](#)

Features

Product Type Features

Sealed Device	Yes
---------------	-----

Dimensions

Screw Hole Diameter	6.5 mm[.256 in]
---------------------	-----------------

Centerline Between Flange Screw Holes	100 mm[3.937 in]
---------------------------------------	------------------

Electrical Characteristics

Switch Main Contact Current Rating	400 A
------------------------------------	-------

Operating Voltage	32 VDC
-------------------	--------

Configuration Features

Number of Poles	1
-----------------	---

Number of Auxiliary Contacts	0
------------------------------	---

Switch Keying Option	Removable Without Chain
----------------------	-------------------------

Mechanical Attachment

Operating Handle Type	Pointer Key Handle
-----------------------	--------------------

Termination Thread Size	M10
Switch Mounting Option	Long Flange

Body Features

Operating Handle Color	Red
------------------------	-----

Product Compliance

[For compliance documentation, visit the product page on TE.com>](#)

EU RoHS Directive 2011/65/EU	Not Yet Reviewed
EU ELV Directive 2000/53/EC	Not Yet Reviewed
China RoHS 2 Directive MIIT Order No 32, 2016	Not reviewed for China RoHS compliance
EU REACH Regulation (EC) No. 1907/2006	Current ECHA Candidate List: JUNE 2024 (241) Not Yet Reviewed
Halogen Content	Not Yet Reviewed for halogen content
Solder Process Capability	Not reviewed for solder process capability

Product Compliance Disclaimer

This information is provided based on reasonable inquiry of our suppliers and represents our current actual knowledge based on the information they provided. This information is subject to change. The part numbers that TE has identified as EU RoHS compliant have a maximum concentration of 0.1% by weight in homogenous materials for lead, hexavalent chromium, mercury, PBB, PBDE, DBP, BBP, DEHP, DIBP, and 0.01% for cadmium, or qualify for an exemption to these limits as defined in the Annexes of Directive 2011/65/EU (RoHS2). Finished electrical and electronic equipment products will be CE marked as required by Directive 2011/65/EU. Components may not be CE marked. Additionally, the part numbers that TE has identified as EU ELV compliant have a maximum concentration of 0.1% by weight in homogenous materials for lead, hexavalent chromium, and mercury, and 0.01% for cadmium, or qualify for an exemption to these limits as defined in the Annexes of Directive 2000/53/EC (ELV). Regarding the REACH Regulations, TE's information on SVHC in articles for this part number is still based on the European Chemical Agency (ECHA) 'Guidance on requirements for substances in articles' (Version: 2, April 2011), applying the 0.1% weight on weight concentration threshold at the finished product level. TE is aware of the European Court of Justice ruling of September 10th, 2015 also known as O5A (Once An Article Always An Article) stating that, in case of 'complex object', the threshold for a SVHC must be applied to both the product as a whole and simultaneously to each of the articles forming part of its composition. TE has evaluated this ruling based on the new ECHA "Guidance on requirements for substances in articles" (June 2017, version 4.0) and will be updating its statements accordingly.

Also in the Series | **KISSLING Series 35**

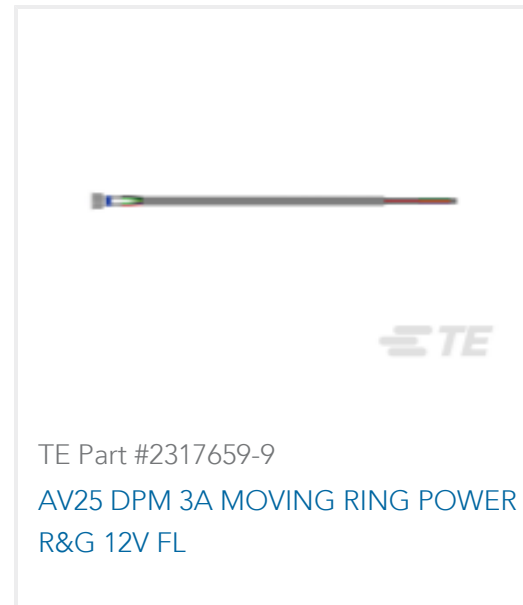
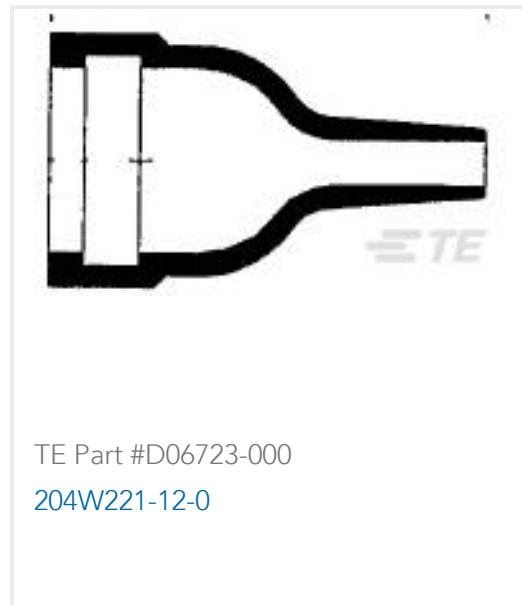


Battery Disconnect Switches(164)



Rotary Switches(6)

Customers Also Bought



Documents

Product Drawings

Battery Disconnecter 35-411-150-R

German

CAD Files

3D PDF

3D

Customer View Model

[ENG_CVM_CVM_35-411-150-R_1.2d_dxf.zip](#)

English

Customer View Model

[ENG_CVM_CVM_35-411-150-R_1.3d_igs.zip](#)

English

Customer View Model

[ENG_CVM_CVM_35-411-150-R_1.3d_stp.zip](#)

English

By downloading the CAD file I accept and agree to the [Terms and Conditions](#) of use.



[Datasheets & Catalog Pages](#)

[KISSLING BATTERY DISCONNECTOR Series 35 / 400A](#)

English