DRCP25-86PCC-GC03 ✔ ACTIVE

TE Internal #: DRCP25-86PCC-GC03

PCB Mount Header, Vertical, Wire-to-Board, 86 Position, 5.6 mm / 8 mm [.22 in / .315 in] Centerline, Fully Shrouded, Gold (Au), Through Hole - Solder

View on TE.com >

Connectors > PCB Connectors > PCB Headers & Receptacles



PCB Connector Assembly Type: **PCB Mount Header**

PCB Mount Orientation: **Vertical**

Connector System: **Wire-to-Board**

Number of Positions: **86**

Number of Rows: **10**

Features

Body Features

Connector & Keying Code	CC

Electrical Characteristics

Operating Voltage	250 VDC
Voltage Rating (Max)	250 VDC
Nominal Voltage Architecture	24 V, 12 V

Dimensions

Connector Width	80 mm[3.15 in]
PCB Thickness (Recommended)	.78 – 3.18 mm[.031 – .125 in]
Connector Length	91.6 mm[3.6 in]
Profile Height from PCB	31.9 mm[1.25 in]

Packaging Features

Packaging Quantity	12
Packaging Method	Tray

Industry Standards

IP Rating	Not Tested
UL Flammability Rating	Not tested

Usage Conditions

Operating Temperature (Max)	125 °C[257 °F]
Operating Temperature Range	-55 – 125 °C[-67 – 257 °F]

Operation/Application

Shielded	No
Circuit Application	Power & Signal

Mechanical Attachment

Panel Mount Feature	With
Mating Retention Type	Locking Interface
Mounting Holes	With
Mating Retention	With
PCB Mount Retention Type	Mounting Screw
PCB Mount Retention	Without
PCB Mount Alignment	With
Connector Mounting Type	Board Mount
Mating Alignment	With

Contact Features

Mating Pin Diameter	2.4 mm, 1 mm[.094 in][.04 in]
Contact Mating Area Plating Material	Gold (Au)
Contact Type	Pin
Contact Current Rating (Max)	25 A, 7.5 A

Configuration Features

Number of Signal Positions	80
Number of Sections	2
PCB Mount Orientation	Vertical
Number of Positions	86
Number of Rows	10

Product Type Features

Mixed & Hybrid Header	Yes
PCB Connector Assembly Type	PCB Mount Header

Connector System	Wire-to-Board
Header Type	Fully Shrouded
Sealable	Yes
Connector & Contact Terminates To	Printed Circuit Board

Termination Features

Termination Method to PCB	Through Hole - Solder

Housing Features

Centerline (Pitch)	5.6 mm, 8 mm[.22 in][.315 in]

Other

EU RoHS Compliance	Compliant
EU ELV Compliance	Compliant

Product Compliance

For compliance documentation, visit the product page on TE.com>

EU RoHS Directive 2011/65/EU	Compliant
EU ELV Directive 2000/53/EC	Compliant
China RoHS 2 Directive MIIT Order No 32, 2016	No Restricted Materials Above Threshold
EU REACH Regulation (EC) No. 1907/2006	Current ECHA Candidate List: JUNE 2024 (241) Candidate List Declared Against: JUNE 2023 (235) SVHC > Threshold: Octamethylcyclotetrasiloxane (D4) (.5% in Component Part) Dodecamethylcyclohexasiloxane (D6) (.5% in Component Part) Decamethylcyclopentasiloxane (D5) (.5% in Component Part) Article Safe Usage Statements: Wash thoroughly after handling. Recycle if possible and dispose of the article by following all applicable governmental regulations relevant to your geographic location.
Halogen Content	BFR/CFR/PVC Free, but Br/Cl >900 ppm in other sources.
Solder Process Capability	Not reviewed for solder process capability

Product Compliance Disclaimer

This information is provided based on reasonable inquiry of our suppliers and represents our current actual knowledge based on the information they provided. This information is subject to change. The part numbers that TE has identified as EU RoHS compliant have a maximum concentration of 0.1% by weight in homogenous materials for lead, hexavalent chromium, mercury, PBB, PBDE, DBP, BBP, DEHP, DIBP, and 0.01% for cadmium, or qualify for an exemption to these limits as defined in the Annexes of Directive 2011/65/EU (RoHS2). Finished electrical and electronic equipment products

will be CE marked as required by Directive 2011/65/EU. Components may not be CE marked. Additionally, the part numbers that TE has identified as EU ELV compliant have a maximum concentration of 0.1% by weight in homogenous materials for lead, hexavalent chromium, and mercury, and 0.01% for cadmium, or qualify for an exemption to these limits as defined in the Annexes of Directive 2000/53/EC (ELV). Regarding the REACH Regulation, the information TE provides on SVHC in articles for this part number is based on the latest European Chemicals Agency (ECHA) 'Guidance on requirements for substances in articles' posted at this URL: https://echa.europa.eu/guidance-documents/guidance-on-reach

Compatible Parts

TE Part # DRCP28-86SC
PLG, 86P, BLK, 12/20, C

TE Part # DT-RT1
EXT TOOL, FRONT RELEASE

TE Part # DRCPF-86A-1
FLANGE, MOUNT, 86P, BLK

TE Part # DRCP25-86PAA-G003
HDR, 86P, BLK, ST, 12/20, AU/NI/CU, AA

Customers Also Bought

TE Part #443976-1
AMPLIMITE,ASY,RCPT,POSTD,109,1



TE Part #2-2176237-5
CPF A 0603 680R 0.1% 25PPM 5K RL

TE Part #DRCP25-86PAA-G003
HDR, 86P, BLK, ST, 12/20, AU/NI/CU, AA

TE Part #DRCP25-86PBB-GC03
HDR, 86P, BLK, ST, 12/20, AU/NI/CU, BB

TE Part #6-2176455-5
CPF 0402 511K 0.1% 25ppm 1K RL

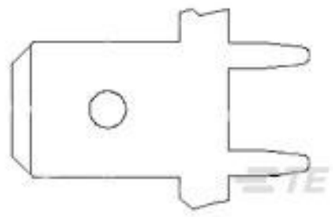

TE Part #1217539-1
250 FASTON,PCB TAB,TCBR



TE Part #556881-2
RCPT ASY,VRT,AMPINRGY WTB,2POS

TE Part #338070-4
MICRO-MATCH FEM.SE

TE Part #DRCP25-126PAA-G003
HDR, 126P, BLK, ST, 12/20, AU/NI/CU, AA

TE Part #3-647467-3
03P MTA100 SMT ASSY,15AU,TAPE, LF

Documents

Product Drawings

HDR, 86P, BLK, ST, 12/20, AU/NI/CU, CC

English

CAD Files

3D PDF

3D

Customer View Model

ENG_CVM_CVM_DRCP25-86PCC-GC03_C_c-drcp25-86pcc-gc03-c.2d_dxf.zip

English

Customer View Model

ENG_CVM_CVM_DRCP25-86PCC-GC03_C_c-drcp25-86pcc-gc03-c.3d_igs.zip

English

Customer View Model

ENG_CVM_CVM_DRCP25-86PCC-GC03_C_c-drcp25-86pcc-gc03-c.3d_stp.zip

English

By downloading the CAD file I accept and agree to the Terms and Conditions of use.

Product Specifications

Product Specification

English