

# D369-R99-CP1 ✓ ACTIVE

DEUTSCH | DEUTSCH 369

TE Internal #: D369-R99-CP1

9 Position, Receptacle, Connector Assembly, Crimp, Wire-to-Wire, Gold (Au), Normal, 2.54 mm [.1 in] Centerline, 3 Row, 400 VAC, Sealable, DEUTSCH 369

[View on TE.com >](#)



Connectors > Rectangular Connectors > Standard Rectangular Connectors > Rectangular Connectors, 9 Way Receptacle



Connector Product Type: **Connector Assembly**

Connector & Housing Type: **Receptacle**

Mating Alignment: **With**

Mating Alignment Type: **Keyed**

Mating Retention: **With**

[All Rectangular Connectors, 9 Way Receptacle \(23\)](#)

## Features

### Product Type Features

Connector Seal & Plug Type	Triple-Seal
Connector Shell Size	09
Connector Product Type	Connector Assembly
Connector & Housing Type	Receptacle
Connector System	Wire-to-Wire
Insertion Force Type	Normal
Sealable	Yes
Connector & Contact Terminates To	Wire & Cable

### Configuration Features

Number of Columns	3
Number of Cavities	9
Contacts Preloaded	Yes
Number of Positions	9
Number of Rows	3
Number of Power Positions	9

### Electrical Characteristics



Operating Voltage	500 VDC
-------------------	---------

### Body Features

Connector & Keying Code	C
Connector Seal Color	Natural
Seal Material	Fluorosilicone
Seal Type	Grommet Seal, Interfacial Seal
Primary Product Color	Green
Cable Exit Angle	180 °

### Contact Features

Contact Size	Size 22
Contact Mating Area Plating Material	Gold (Au)
Contact Retention Within Housing	With
Contact Current Rating (Max)	5 A
Contact Type	Pin
Wire Contact Termination Area Plating Material	Gold

### Termination Features

Termination Method to Wire & Cable	Crimp
------------------------------------	-------

### Mechanical Attachment

Mating Alignment	With
Mating Alignment Type	Keyed
Mating Retention	With
Mating Retention Type	Button Latch

### Housing Features

Shell Material	Composite
Centerline (Pitch)	2.54 mm [.1 in]
Housing Material	Composite

### Dimensions

Row-to-Row Spacing	2.54 mm [.1 in]
Compatible Insulation Diameter Range	.71 – 1.37 mm [.028 – .054 in]

### Usage Conditions

Operating Temperature Range	-55 – 175 °C [-67 – 347 °F]
-----------------------------	-----------------------------

### Operation/Application



Shielded	No
Circuit Application	Power & Signal

### Product Compliance

[For compliance documentation, visit the product page on TE.com>](#)

EU RoHS Directive 2011/65/EU	Compliant with Exemptions
EU ELV Directive 2000/53/EC	Compliant
China RoHS 2 Directive MIIT Order No 32, 2016	有害物质含量超出标准 Restricted Substance(s) Above Threshold
EU REACH Regulation (EC) No. 1907/2006	Current ECHA Candidate List: JUNE 2025 (250) Candidate List Declared Against: JAN 2024 (240) SVHC > Threshold: Pb (1.2% in In alloy) <b>Article Safe Usage Statements:</b> Do not eat, drink or smoke when using this product. Wash thoroughly after handling. Recycle if possible and dispose of the article by following all applicable governmental regulations relevant to your geographic location.

Halogen Content	Not Yet Reviewed for halogen content
Solder Process Capability	Reflow solder capable to 245°C


#### Product Compliance Disclaimer

This information is provided based on reasonable inquiry of our suppliers and represents our current actual knowledge based on the information they provided. This information is subject to change. The part numbers that TE has identified as EU RoHS compliant have a maximum concentration of 0.1% by weight in homogenous materials for lead, hexavalent chromium, mercury, PBB, PBDE, DBP, BBP, DEHP, DIBP, and 0.01% for cadmium, or qualify for an exemption to these limits as defined in the Annexes of Directive 2011/65/EU (RoHS2). Finished electrical and electronic equipment products will be CE marked as required by Directive 2011/65/EU. Components may not be CE marked. Additionally, the part numbers that TE has identified as EU ELV compliant have a maximum concentration of 0.1% by weight in homogenous materials for lead, hexavalent chromium, and mercury, and 0.01% for cadmium, or qualify for an exemption to these limits as defined in the Annexes of Directive 2000/53/EC (ELV). Regarding the REACH Regulation, the information TE provides on SVHC in articles for this part number is based on the latest European Chemicals Agency (ECHA) 'Guidance on requirements for substances in articles' posted at this URL: <https://echa.europa.eu/guidance-documents/guidance-on-reach>

### Compatible Parts




## Also in the Series | DEUTSCH 369




PCB Headers & Receptacles(91)



Rectangular Power Connectors(403)



Standard Rectangular Connectors(358)



Wire-to-Board Headers & Receptacles (91)

## Customers Also Bought



TE Part #EF9981-000  
222K121-25L/225-0



TE Part #CAT-DMC-MD-26  
Rectangular Connector Receptacle  
Extenders, Tool-less Assembly



TE Part #ZPF000000000148762  
DMC-M 99-04 AN (=33537-P0000)



TE Part #204502-4  
RECEPT ASSY,26 POSN,AMPLIMITE



TE Part #205162-6  
AMPLIMITE,ASY,PLUG,109,1



TE Part #1757624-1  
SZ 8 COAX PIN,RG142,HEX CRIMP

## Documents

### Product Drawings

[369 9 WAY REC, CRIMP, PIN](#)

English

### CAD Files

[3D PDF](#)

3D

Customer View Model

[ENG\\_CVM\\_CVM\\_D369-R99-CP1\\_2.2d\\_dxf.zip](#)

English

Customer View Model

[ENG\\_CVM\\_CVM\\_D369-R99-CP1\\_2.3d\\_igs.zip](#)

English

Customer View Model

[ENG\\_CVM\\_CVM\\_D369-R99-CP1\\_2.3d\\_stp.zip](#)



English

By downloading the CAD file I accept and agree to the [Terms and Conditions](#) of use.

## Product Specifications

### Product Specification

English