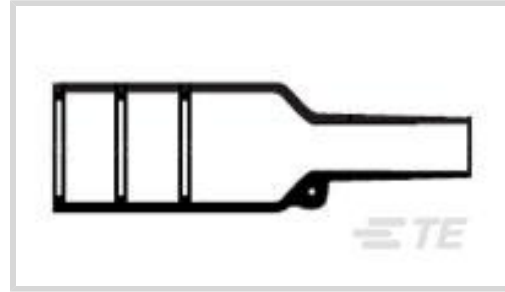




Wire Protection & Management > Heat Shrink Shapes > Heat Shrink Boots > Bulbous Heat Shrink Boots: Lipped, Straight



Body Orientation: **Straight**

Molded Part Shape Code: **202**

Lipped: **Yes**

Material Code: **3**

Material Systems Code: **10**

[All Bulbous Heat Shrink Boots: Lipped, Straight \(360\)](#)

## Features

### Industry Standards

Compatible With Approved Standards Products	SAE AS I 81765/1, Type I, DEF Std 59-97 Issue 3 Type DA, BS-G-198-5-DA
---	--

### Dimensions

Compatible Cable Diameter (Max)	32 mm, 34 mm, 30 mm, 26 mm, 28 mm, 24 mm, 22 mm, 20 mm [1.33 in][1.18 in][1.02 in][1.1 in][.94 in][.78 in][.86 in][1.25 in]
Compatible Cable Diameter Range	16.8 – 38 mm [.661 – 1.496 in]

### Body Features

Primary Product Material	Semi-Rigid Modified Polyolefin
Material Code	3
Material Systems Code	10

### Configuration Features

Lipped	Yes
Adhesive Requirement	Adhesive Purchased Separately

### Housing Features

Body Orientation	Straight
------------------	----------

### Usage Conditions

Operating Temperature Range	-55 – 135 °C [-67 – 275 °F]
-----------------------------	-----------------------------



Resistance Protection

Occasional Fluid Exposure

**Other**

Molded Part Shape Code	202
EU RoHS Compliance	Compliant
EU ELV Compliance	Compliant

**Product Compliance**

[For compliance documentation, visit the product page on TE.com>](#)

EU RoHS Directive 2011/65/EU	Compliant
EU ELV Directive 2000/53/EC	Compliant
China RoHS 2 Directive MIIT Order No 32, 2016	No Restricted Materials Above Threshold
EU REACH Regulation (EC) No. 1907/2006	Current ECHA Candidate List: JUNE 2024 (241) Candidate List Declared Against: JUNE 2024 (241) Does not contain REACH SVHC
Halogen Content	Not Low Halogen - contains Br or Cl > 900 ppm.
Solder Process Capability	Not applicable for solder process capability

**Product Compliance Disclaimer**

This information is provided based on reasonable inquiry of our suppliers and represents our current actual knowledge based on the information they provided. This information is subject to change. The part numbers that TE has identified as EU RoHS compliant have a maximum concentration of 0.1% by weight in homogenous materials for lead, hexavalent chromium, mercury, PBB, PBDE, DBP, BBP, DEHP, DIBP, and 0.01% for cadmium, or qualify for an exemption to these limits as defined in the Annexes of Directive 2011/65/EU (RoHS2). Finished electrical and electronic equipment products will be CE marked as required by Directive 2011/65/EU. Components may not be CE marked. Additionally, the part numbers that TE has identified as EU ELV compliant have a maximum concentration of 0.1% by weight in homogenous materials for lead, hexavalent chromium, and mercury, and 0.01% for cadmium, or qualify for an exemption to these limits as defined in the Annexes of Directive 2000/53/EC (ELV). Regarding the REACH Regulation, the information TE provides on SVHC in articles for this part number is based on the latest European Chemicals Agency (ECHA) 'Guidance on requirements for substances in articles' posted at this URL: <https://echa.europa.eu/guidance-documents/guidance-on-reach>

**Compatible Parts**



TE Part # 890060-000  
S1017-1.0X50

### Customers Also Bought



TE Part #831875-000  
SLT-3X



TE Part #NB12904001  
RNF-100-1/2-RD-FSP




TE Part #6609049-1  
3VQ1=F7265 S0



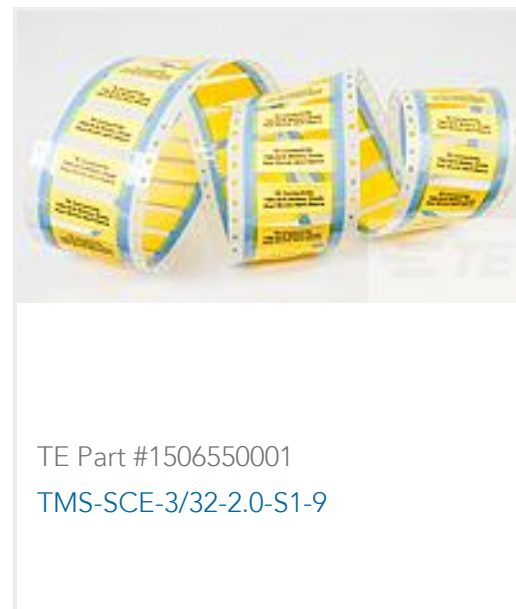
TE Part #5053334031  
RNF-100-1-9-SP



TE Part #NB17632001  
TAT-125-1-1/2-0-STK



TE Part #ZPF000000000012428  
DBAS 70 PR 37



TE Part #1506550001  
TMS-SCE-3/32-2.0-S1-9



TE Part #130620  
PIDG SPADE



TE Part #4-2176403-1  
3550 47R 1%



TE Part #382637-000  
TTMS-25.4-0

### Documents

#### Product Drawings

[202K185-3-0](#)

English

#### Datasheets & Catalog Pages

[1654025\\_Sec4\\_-3](#)

English

#### Raychem Molded Parts Visual Guide

English



---

**Product Specifications**

**Product Specification**

English