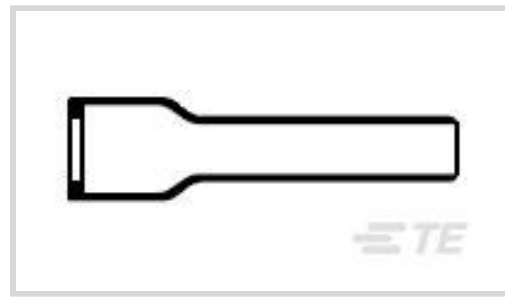




Wire Protection & Management > Heat Shrink Shapes > Heat Shrink Boots > Low Profile Heat Shrink Boots: Poly Molded, Lipped, Straight



Body Orientation: **Straight**

Molded Part Shape Code: **202**

Lipped: **Yes**

Material Code: **25**

Material Systems Code: **25**

[All Low Profile Heat Shrink Boots: Poly Molded, Lipped, Straight \(143\)](#)

## Features

### Industry Standards

Compatible With Approved Standards Products	DEF Std 59-97 Issue 3 Type DE, IEC 62329-3-102, MIS-34867, BS-G-198-5-DE
---	--

### Dimensions

Compatible Cable Diameter (Max)	8 mm, 9 mm, 10 mm, 7 mm, 11 mm, 12 mm [.27 in][.39 in][.314 in][.43 in][.47 in][.35 in]
Compatible Cable Diameter Range	6.4 – 14 mm[6.4 – 15 in]

### Body Features

Primary Product Material	Fluid Resistant Modified Elastomer
Material Code	25
Material Systems Code	25

### Configuration Features

Lipped	Yes
Adhesive Requirement	Adhesive Purchased Separately

### Housing Features

Body Orientation	Straight
------------------	----------

### Usage Conditions

Operating Temperature Range	-75 – 150 °C[-103 – 302 °F]
-----------------------------	-----------------------------



Resistance Protection

Long-Term Fluid Exposure at High Temperatures

### Other

Molded Part Shape Code

202

EU RoHS Compliance

Compliant

EU ELV Compliance

Compliant

### Product Compliance

[For compliance documentation, visit the product page on TE.com>](#)

EU RoHS Directive 2011/65/EU

Compliant

EU ELV Directive 2000/53/EC

Compliant

China RoHS 2 Directive MIIT Order No 32, 2016

No Restricted Materials Above Threshold

EU REACH Regulation (EC) No. 1907/2006

Current ECHA Candidate List: JUNE 2024 (241)  
 Candidate List Declared Against: JUNE 2024 (241)  
 Does not contain REACH SVHC

Halogen Content

Not Low Halogen - contains Br or Cl &gt; 900 ppm.

Solder Process Capability

Not applicable for solder process capability

#### Product Compliance Disclaimer

This information is provided based on reasonable inquiry of our suppliers and represents our current actual knowledge based on the information they provided. This information is subject to change. The part numbers that TE has identified as EU RoHS compliant have a maximum concentration of 0.1% by weight in homogenous materials for lead, hexavalent chromium, mercury, PBB, PBDE, DBP, BBP, DEHP, DIBP, and 0.01% for cadmium, or qualify for an exemption to these limits as defined in the Annexes of Directive 2011/65/EU (RoHS2). Finished electrical and electronic equipment products will be CE marked as required by Directive 2011/65/EU. Components may not be CE marked. Additionally, the part numbers that TE has identified as EU ELV compliant have a maximum concentration of 0.1% by weight in homogenous materials for lead, hexavalent chromium, and mercury, and 0.01% for cadmium, or qualify for an exemption to these limits as defined in the Annexes of Directive 2000/53/EC (ELV). Regarding the REACH Regulation, the information TE provides on SVHC in articles for this part number is based on the latest European Chemicals Agency (ECHA) 'Guidance on requirements for substances in articles' posted at this URL: <https://echa.europa.eu/guidance-documents/guidance-on-reach>

### Compatible Parts



TE Part # 657863-000  
S1125-KIT-8

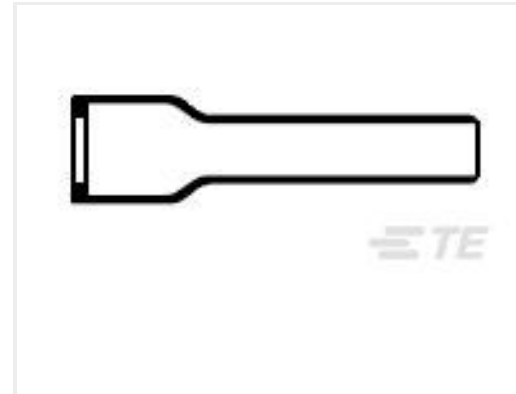
### Customers Also Bought



TE Part #1-2176329-3  
CRGP 1210 100R 1%



TE Part #1-1622826-8  
CRG0402 5% 1K0



TE Part #825269-000  
202D242-25-0




TE Part #322347  
SPLICE,SOLIS PARA HT 16-14




TE Part #695055-000  
W-095-02



TE Part #YDTS20W11-35PNV001  
RECP ASSY



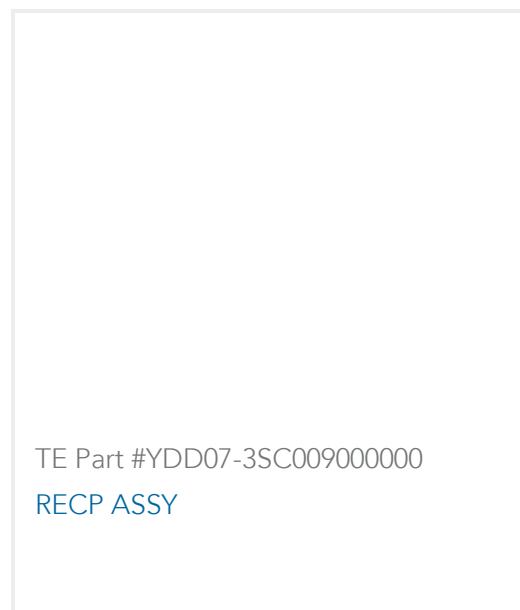
TE Part #BTA2-10-04-4-J-AD  
BTA2-10-04-4-J-AD



TE Part #6500850004  
D-436-61CS246



TE Part #1-2186325-1  
TTC-LCD-DISPLAY



TE Part #YDD07-3SC009000000  
RECP ASSY

### Documents

#### Product Drawings

[202D211-25-0](#)

English

#### Datasheets & Catalog Pages

[1654025\\_Sec4\\_-25](#)

English

#### Raychem Molded Parts Visual Guide

English



---

**Product Specifications**

**Product Specification**

English