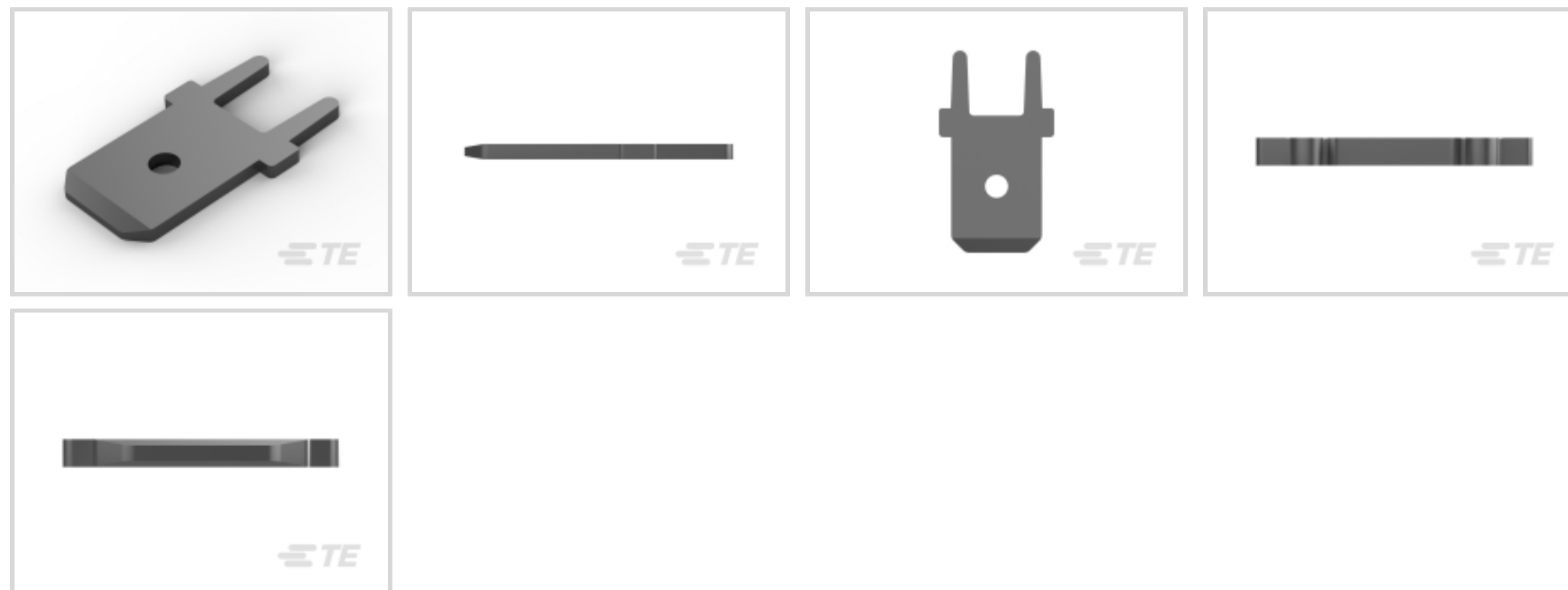




Terminals &amp; Splices &gt; PCB Terminals

PCB Terminal Type: **Tab**

PCB Thickness (Recommended): 2.36 – 3.18 mm [.093 – .125 in]

Mating Tab Width: 6.35 mm [.25 in]

Mating Tab Thickness: .81 mm [.032 in]

PCB Hole Diameter: 1.4 mm [.06 in]

## Features

### Usage Conditions

Insulation Option	Uninsulated
Operating Temperature Range	-30 – 110 °C[-22 – 230 °F]

### Packaging Features

Packaging Quantity	5000
Packaging Method	Box

### Dimensions

Extension Below Board	4 mm[.157 in]
PCB Thickness (Recommended)	2.36 – 3.18 mm[.093 – .125 in]
PCB Hole Diameter	1.4 mm[.06 in]
Profile Height from PCB	10 mm[.394 in]

### Contact Features

PCB Contact Termination Area Plating Material Thickness	4.5 µm[177.16 µin]
Contact Underplating Material Thickness	2 µm[78.74 µin]
Contact Mating Area Plating Material Thickness	4.5 µm[177.16 µin]

PCB Terminal Type	Tab
Mating Tab Width	6.35 mm [.25 in]
Mating Tab Thickness	.81 mm [.032 in]
Terminal Plating Material	Tin
Terminal Size	6.35
Terminal Orientation	Straight

### Termination Features

Termination Method to PCB	Through Hole - Solder
Product Terminates To	Printed Circuit Board

### Other

EU RoHS Compliance	Compliant
EU ELV Compliance	Compliant

### Product Compliance













[For compliance documentation, visit the product page on TE.com>](#)

EU RoHS Directive 2011/65/EU	Compliant
EU ELV Directive 2000/53/EC	Compliant
China RoHS 2 Directive MIIT Order No 32, 2016	No Restricted Materials Above Threshold
EU REACH Regulation (EC) No. 1907/2006	Current ECHA Candidate List: JUNE 2024 (241) Candidate List Declared Against: JUNE 2024 (241) Does not contain REACH SVHC
Halogen Content	Low Halogen - Br, Cl, F, I < 900 ppm per homogenous material. Also BFR/CFR/PVC Free
Solder Process Capability	Wave solder capable to 265°C





#### Product Compliance Disclaimer

This information is provided based on reasonable inquiry of our suppliers and represents our current actual knowledge based on the information they provided. This information is subject to change. The part numbers that TE has identified as EU RoHS compliant have a maximum concentration of 0.1% by weight in homogenous materials for lead, hexavalent chromium, mercury, PBB, PBDE, DBP, BBP, DEHP, DIBP, and 0.01% for cadmium, or qualify for an exemption to these limits as defined in the Annexes of Directive 2011/65/EU (RoHS2). Finished electrical and electronic equipment products will be CE marked as required by Directive 2011/65/EU. Components may not be CE marked. Additionally, the part numbers that TE has identified as EU ELV compliant have a maximum concentration of 0.1% by weight in homogenous materials for lead, hexavalent chromium, and mercury, and 0.01% for cadmium, or qualify for an exemption to these limits as defined in the Annexes of Directive 2000/53/EC (ELV). Regarding the REACH Regulation, the information TE provides on SVHC in articles for this part number is based on the latest European Chemicals Agency (ECHA) 'Guidance on requirements for substances in articles' posted at this URL: <https://echa.europa.eu/guidance-documents/guidance-on-reach>

## Compatible Parts

 <p>TE Part # 216926-1 POSITIVE LOCK 250 TAB PHBRZ</p>	 <p>TE Part # 140596 250 FASTON,TAB,TPBR</p>	 <p>TE Part # 140598 250 FASTON,TAB,TPBR</p>	 <p>TE Part # 726387-2 250 FASTON TAB TPBR</p>
 <p>TE Part # 726386-1 250 FASTON TAB BR</p>	 <p>TE Part # 725964-2 250 FASTON TAB TPBR</p>	 <p>TE Part # 140814-2 250 FASTON,TAB,TPBR</p>	 <p>TE Part # 142241-2 250 FASTON,TAB,TPBR</p>
 <p>TE Part # 141878-2 250 FASTON,TAB,TPBR</p>	 <p>TE Part # 1-726388-2 187 FASTON,TAB,TPBR</p>	 <p>TE Part # 1-726386-2 250 FASTON,TAB,TPBR</p>	 <p>TE Part # 726388-2 187 FASTON TAB TPBR</p>

## Also in the Series | FASTON 250

 <p>Compression Connectors(4)</p>	 <p>Crimp Terminal Housings(118)</p>	 <p>Insulation Boots &amp; Sleeves(16)</p>	 <p>Magnet Wire Terminals(1)</p>
----------------------------------------------------------------------------------------------------------------------	-------------------------------------------------------------------------------------------------------------------------	---------------------------------------------------------------------------------------------------------------------------------	-----------------------------------------------------------------------------------------------------------------------



PCB Terminals(133)



Quick Disconnects(425)



Splices(4)

## Customers Also Bought



TE Part #62874-1  
MAG-MATE POST 27-30 013 TPBR



TE Part #9-2176280-4  
CPF 0402 487K 0.1% 25ppm 5K RL




TE Part #6450880-1  
MBXLE R/A RCPT 6LP + 24S + 3P




TE Part #2176411-8  
1/2W SM M/OX 5% 22K




TE Part #3-1618241-3  
K81B345=RELAY, VACUUM, SPST-NC




TE Part #2-516146-9  
GN 321-125-K12-A




TE Part #8-509408-2  
CYLIND.CO2B12-15D



TE Part #539139-3  
WELLE



TE Part #800562-SF  
FN2060-20-06



TE Part #5-147292-6  
08 MODII HDR DR SFMT B/A T&R,  
Lead-Free

## Documents

### Product Drawings

[250 FASTON TAB TPBR](#)

English

### CAD Files

[Customer View Model](#)

[ENG\\_CVM\\_CVM\\_726386-2\\_G.2d\\_dxf.zip](#)

English

[3D PDF](#)



3D

Customer View Model

[ENG\\_CVM\\_CVM\\_726386-2\\_G.3d\\_igs.zip](#)

English

Customer View Model

[ENG\\_CVM\\_CVM\\_726386-2\\_G.3d\\_stp.zip](#)

English

By downloading the CAD file I accept and agree to the [Terms and Conditions](#) of use.