



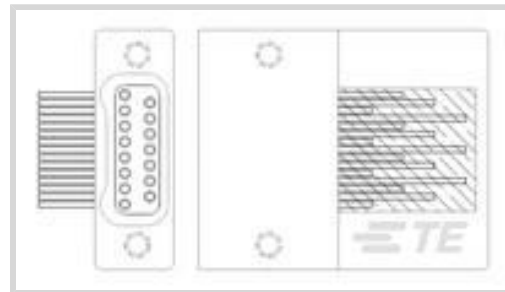
Nanonics

TE Internal #: 7-1589487-9

Receptacle, Wire-to-Board, 37 Position, 1.27 mm [.05 in] Centerline, Printed Circuit Board, Power, Microminiature & Nanominiature D Connectors

[View on TE.com >](#)

Connectors > D-Shaped Connectors > Microminiature & Nanominiature D Connectors > DUALLOBE Receptacle Connectors: Metal Shell, 37 Pin/2 row



Connector & Housing Type: **Receptacle**

Connector System: **Wire-to-Board**

Number of Positions: **37**

Centerline (Pitch): **1.27 mm [.05 in]**

Sealable: **No**

[All DUALLOBE Receptacle Connectors: Metal Shell, 37 Pin/2 row \(14\)](#)

Features

Termination Features

Termination Method to PCB	Through Hole - Solder
Termination Method to Wire & Cable	Preterminated Flying Leads

Contact Features

Contact Type	Socket
Contact Options	Installed
Contact Current Rating (Max)	1 A

Product Type Features

Connector & Housing Type	Receptacle
Connector System	Wire-to-Board
Sealable	No
Connector & Contact Terminates To	Printed Circuit Board

Configuration Features

Number of Positions	37
---------------------	----

Mechanical Attachment

Connector Mounting Type	Board Mount
-------------------------	-------------

Housing Features

--	--



Centerline (Pitch)	1.27 mm [.05 in]
--------------------	------------------

Usage Conditions

Operating Temperature Range	-200 – 200 °C [-328 – 392 °F]
-----------------------------	-------------------------------

Operation/Application

Circuit Application	Power
---------------------	-------

Other

EU RoHS Compliance	Not Compliant
--------------------	---------------

EU ELV Compliance	Not Compliant
-------------------	---------------

Product Compliance

[For compliance documentation, visit the product page on TE.com>](#)

EU RoHS Directive 2011/65/EU	Not Compliant
------------------------------	---------------

EU ELV Directive 2000/53/EC	Not Compliant
-----------------------------	---------------

China RoHS 2 Directive MIIT Order No 32, 2016	Restricted Materials Above Threshold
---	--------------------------------------

EU REACH Regulation (EC) No. 1907/2006	Current ECHA Candidate List: JUNE 2024 (241) Candidate List Declared Against: JUL 2017 (174) SVHC > Threshold: Not Yet Reviewed
--	--

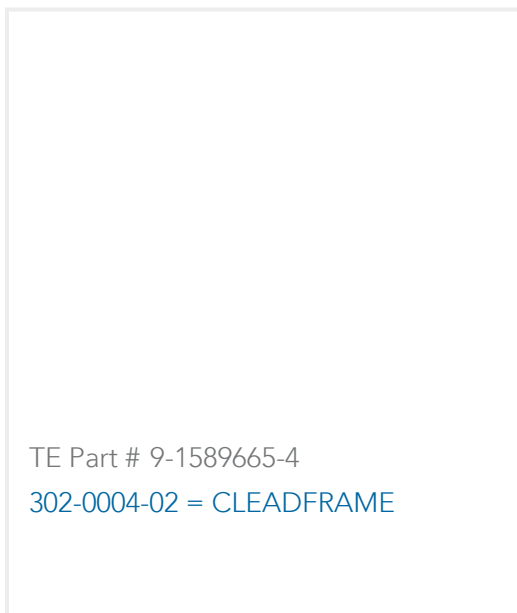
Halogen Content	Not Yet Reviewed for halogen content
-----------------	--------------------------------------

Solder Process Capability	Not lead free process capable
---------------------------	-------------------------------

Product Compliance Disclaimer

This information is provided based on reasonable inquiry of our suppliers and represents our current actual knowledge based on the information they provided. This information is subject to change. The part numbers that TE has identified as EU RoHS compliant have a maximum concentration of 0.1% by weight in homogenous materials for lead, hexavalent chromium, mercury, PBB, PBDE, DBP, BBP, DEHP, DIBP, and 0.01% for cadmium, or qualify for an exemption to these limits as defined in the Annexes of Directive 2011/65/EU (RoHS2). Finished electrical and electronic equipment products will be CE marked as required by Directive 2011/65/EU. Components may not be CE marked. Additionally, the part numbers that TE has identified as EU ELV compliant have a maximum concentration of 0.1% by weight in homogenous materials for lead, hexavalent chromium, and mercury, and 0.01% for cadmium, or qualify for an exemption to these limits as defined in the Annexes of Directive 2000/53/EC (ELV). Regarding the REACH Regulations, TE's information on SVHC in articles for this part number is still based on the European Chemical Agency (ECHA) 'Guidance on requirements for substances in articles' (Version: 2, April 2011), applying the 0.1% weight on weight concentration threshold at the finished product level. TE is aware of the European Court of Justice ruling of September 10th, 2015 also known as O5A (Once An Article Always An Article) stating that, in case of 'complex object', the threshold for a SVHC must be applied to both the product as a whole and simultaneously to each of the articles forming part of its composition. TE has evaluated this ruling based on the new ECHA "Guidance on requirements for substances in articles" (June 2017, version 4.0) and will be updating its statements accordingly.

Compatible Parts



TE Part # 9-1589665-4
302-0004-02 = CLEADFRAME

Customers Also Bought



TE Part #YD369-B99-NP400000
369 9 WAY PANEL MNT REC, 90 PCB GOLD,PIN



TE Part #1-1969694-4
PTL 1X4 PCB HEADER R/A HITEMP KEY A LGR



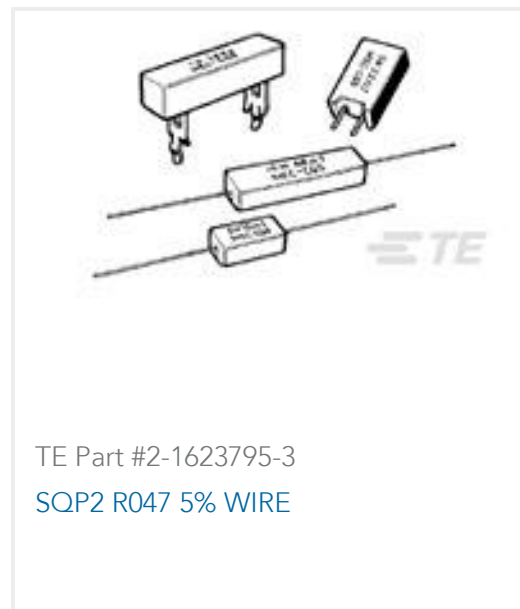
TE Part #9-2176397-4
3502 7K5 1%



TE Part #YD369-B99-NS400000
369 9 WAY PANEL MNT REC, 90 PCB GOLD,SKT



TE Part #1-1630019-4
HSC200 2K4 5%



TE Part #2-1623795-3
SQP2 R047 5% WIRE



TE Part #YD369-B99-AP400000
369 9 WAY PANEL MNT REC, 90 PCB GOLD,PIN



TE Part #YDTS24T15-18PNV001
RECP ASSY



TE Part #YDTS24T21-35SNV001
RECP ASSY

Documents

Product Drawings

STM037M6CN = THRU-HOLE

English

CAD Files

3D PDF

3D

Customer View Model

ENG_CVM_CVM_7-1589487-9_T.2d_dxf.zip



English

Customer View Model

[ENG_CVM_CVM_7-1589487-9_T.3d_igs.zip](#)

English

Customer View Model

[ENG_CVM_CVM_7-1589487-9_T.3d_stp.zip](#)

English

By downloading the CAD file I accept and agree to the [Terms and Conditions](#) of use.

Datasheets & Catalog Pages

[1589487 Nanonics Cross Reference](#)

English