

7-1546158-6 ✓ ACTIVE

Buchanan

TE Internal #: 7-1546158-6

20 Position Barrier Strip, Tri-Barrier, Printed Circuit Pin Bottom Termination, Wire-to-Board, 9.53 mm [.375 in] Centerline, 1 Row, 300 V / 600 V

[View on TE.com >](#)



Connectors > Terminal Blocks & Strips > Barrier Strips



Number of Positions: 20

Barrier Strip Style: **Tri-Barrier**

Bottom Termination Type: **Printed Circuit Pin**

Connector System: **Wire-to-Board**

Centerline (Pitch): 9.53 mm [.375 in]

## Features

### Industry Standards

UL Flammability Rating	UL 94V-0
------------------------	----------

### Packaging Features

Packaging Method	Package
------------------	---------

Packaging Quantity	40
--------------------	----

### Operation/Application

Circuit Application	Power
---------------------	-------

### Mechanical Attachment

Top Termination Type	Binding Combo Head
----------------------	--------------------

Mounting Options	None
------------------	------

Screw Plating Material	Zinc Chromate
------------------------	---------------

Screw Material	Steel
----------------	-------

Thread Size	6-32
-------------	------

Connector Mounting Type	Board Mount
-------------------------	-------------

### Contact Features

Contact Base Material	Copper Alloy
PCB Contact Termination Area Plating Material	Tin
Contact Current Rating (Max)	25 A, 5 A

### Dimensions

	7.561 in
Wire Size	22 – 12 AWG

### Housing Features

Housing Material	Thermoplastic
Centerline (Pitch)	9.53 mm [.375 in]

### Product Type Features

Block Style	Flat Bottom with standoffs
Connector System	Wire-to-Board
Connector & Contact Terminates To	Printed Circuit Board

### Body Features

Primary Product Color	Black
Product Orientation	Vertical
Barrier Strip Style	Tri-Barrier

### Configuration Features

Number of Levels	1
Number of Positions	20
Number of Rows	1

### Termination Features

Bottom Termination Type	Printed Circuit Pin
-------------------------	---------------------

### Electrical Characteristics

Operating Voltage	300 V, 600 V
-------------------	--------------

### Other

EU RoHS Compliance	Compliant
EU ELV Compliance	Compliant

### Product Compliance

[For compliance documentation, visit the product page on TE.com>](#)







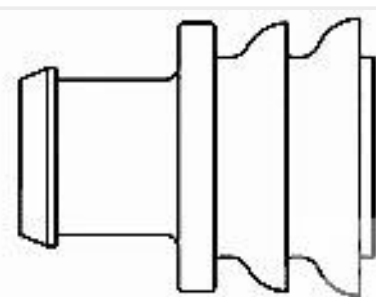


EU RoHS Directive 2011/65/EU	Compliant
EU ELV Directive 2000/53/EC	Compliant
China RoHS 2 Directive MIIT Order No 32, 2016	No Restricted Materials Above Threshold
EU REACH Regulation (EC) No. 1907/2006	Current ECHA Candidate List: JUNE 2024 (241) Candidate List Declared Against: JAN 2023 (233) Does not contain REACH SVHC
Halogen Content	Low Halogen - Br, Cl, F, I < 900 ppm per homogenous material. Also BFR/CFR/PVC Free
Solder Process Capability	Wave solder capable to 265°C

Product Compliance Disclaimer

This information is provided based on reasonable inquiry of our suppliers and represents our current actual knowledge based on the information they provided. This information is subject to change. The part numbers that TE has identified as EU RoHS compliant have a maximum concentration of 0.1% by weight in homogenous materials for lead, hexavalent chromium, mercury, PBB, PBDE, DBP, BBP, DEHP, DIBP, and 0.01% for cadmium, or qualify for an exemption to these limits as defined in the Annexes of Directive 2011/65/EU (RoHS2). Finished electrical and electronic equipment products will be CE marked as required by Directive 2011/65/EU. Components may not be CE marked. Additionally, the part numbers that TE has identified as EU ELV compliant have a maximum concentration of 0.1% by weight in homogenous materials for lead, hexavalent chromium, and mercury, and 0.01% for cadmium, or qualify for an exemption to these limits as defined in the Annexes of Directive 2000/53/EC (ELV). Regarding the REACH Regulation, the information TE provides on SVHC in articles for this part number is based on the latest European Chemicals Agency (ECHA) 'Guidance on requirements for substances in articles' posted at this URL: <https://echa.europa.eu/guidance-documents/guidance-on-reach>

### Customers Also Bought

 <p>TE Part #114017-ZZ SEALING PLUG, SIZE 12/16, WHT</p>	 <p>TE Part #DT04-2P REC, 2P, GRY, N</p>	 <p>TE Part #DT06-2S PLG, 2P, GRY, N</p>	 <p>TE Part #CAT-D487-W416 Wedgelocks: DEUTSCH DT</p>
 <p>TE Part #CAT-D48-ST273 DEUTSCH Solid Contacts</p>	 <p>TE Part #CAT-AM71-CH8172 AMP SUPERSEAL 1.5MM, CONNECTOR HOUSING</p>	 <p>TE Part #281934-2 SINGLE WIRE SEAL</p>	

### Documents



### Product Drawings

[6PCV-20-1359=6PCV ASSY](#)

English

---

### CAD Files

[3D PDF](#)

3D

Customer View Model

[ENG\\_CVM\\_CVM\\_7-1546158-6\\_P.2d\\_dxf.zip](#)

English

Customer View Model

[ENG\\_CVM\\_CVM\\_7-1546158-6\\_P.3d\\_igs.zip](#)

English

Customer View Model

[ENG\\_CVM\\_CVM\\_7-1546158-6\\_P.3d\\_stp.zip](#)

English

By downloading the CAD file I accept and agree to the [Terms and Conditions](#) of use.

---

### Datasheets & Catalog Pages

[BUCHANAN TERMINAL BLOCKS CATALOG - BARRIER STRIPS](#)

English

---

### Agency Approvals

[UL](#)

English