



**DIPLOMATE**


TE Internal #: 7-1437537-8

TE Internal Description: 822-AG11D=SOCKET ASSY

DIP Socket: Standard, Screw Machine, Open, Gold

[View on TE.com >](#)

Connectors > Socket Connectors > IC Sockets > DIP Sockets > DIP Socket: Standard, Screw Machine, Open, Gold



Contact Fabrication: **Solid**

Number of Positions: **22**

Connector Profile: **Standard**

Row-to-Row Spacing: **7.62 mm [ .3 in ]**

Contact Mating Area Plating Material: **Gold**

[All DIP Socket: Standard, Screw Machine, Open, Gold \(0\)](#)

**Features**

**Product Type Features**

Connector & Contact Terminates To	Printed Circuit Board
-----------------------------------	-----------------------

**Industry Standards**

UL Flammability Rating	UL 94V-0
------------------------	----------

**Electrical Characteristics**

Contact Resistance	10 mΩ
Insulation Resistance	5000 MΩ

**Termination Features**

Termination Method to PCB	Through Hole - Solder
Termination Post & Tail Length	3.18 mm[.125 in]

**Housing Features**

Housing Material	Polyester
Centerline (Pitch)	2.54 mm[.1 in]

**Mechanical Attachment**

Connector Mounting Type	Board Mount
Mating Alignment Type	Polarization
Mating Alignment	With

**Packaging Features**

Packaging Method	Tube, Box & Tube
Packaging Quantity	22

### Operation/Application

Circuit Application	Signal
---------------------	--------

### Dimensions

Product Length	27.94 mm[1.1 in]
Profile Height from PCB	2.67 mm[.105 in]
Row-to-Row Spacing	7.62 mm[.3 in]

### Body Features

Sleeve Plating Material	Tin-Lead
Frame Style	Open, Ladder
Sleeve Material	Brass
Connector Profile	Standard

### Configuration Features

PCB Mount Orientation	Vertical
Number of Rows	2
Number of Positions	22

### Contact Features

Mating Contact Type	Four-Fingered
Contact Base Material	Beryllium Copper
IC Socket Type	DIP
PCB Contact Termination Area Plating Material	Tin-Lead
Contact Type	Pin
Contact Fabrication	Solid
Contact Mating Area Plating Material	Gold
	25 $\mu$ m
Contact Current Rating (Max)	3 A

### Other

EU RoHS Compliance	Not Compliant
EU ELV Compliance	Not Compliant

### Product Compliance

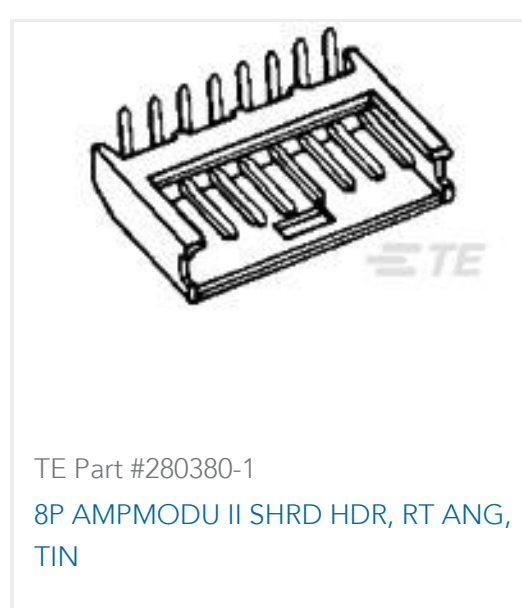
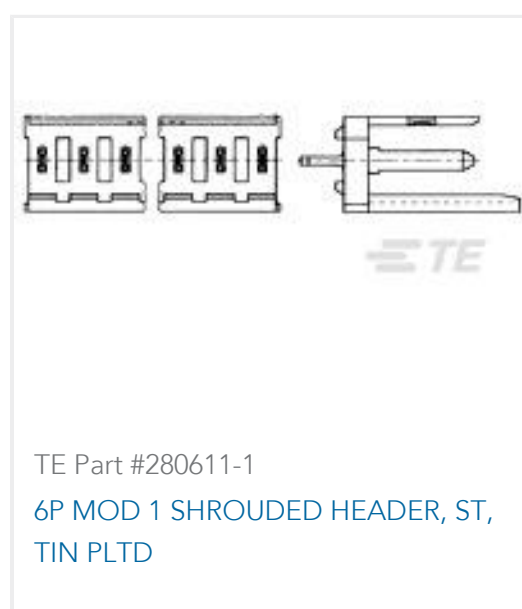
For compliance documentation, visit the product page on [TE.com](https://www.te.com)>

EU RoHS Directive 2011/65/EU	Not Compliant
EU ELV Directive 2000/53/EC	Not Compliant
China RoHS 2 Directive MIIT Order No 32, 2016	Restricted Materials Above Threshold
EU REACH Regulation (EC) No. 1907/2006	Current ECHA Candidate List: JUNE 2024 (241) Candidate List Declared Against: JAN 2020 (205) Does not contain REACH SVHC
Halogen Content	Not Low Halogen - contains Br or Cl > 900 ppm.
Solder Process Capability	Wave solder capable to 265°C

#### Product Compliance Disclaimer

This information is provided based on reasonable inquiry of our suppliers and represents our current actual knowledge based on the information they provided. This information is subject to change. The part numbers that TE has identified as EU RoHS compliant have a maximum concentration of 0.1% by weight in homogenous materials for lead, hexavalent chromium, mercury, PBB, PBDE, DBP, BBP, DEHP, DIBP, and 0.01% for cadmium, or qualify for an exemption to these limits as defined in the Annexes of Directive 2011/65/EU (RoHS2). Finished electrical and electronic equipment products will be CE marked as required by Directive 2011/65/EU. Components may not be CE marked. Additionally, the part numbers that TE has identified as EU ELV compliant have a maximum concentration of 0.1% by weight in homogenous materials for lead, hexavalent chromium, and mercury, and 0.01% for cadmium, or qualify for an exemption to these limits as defined in the Annexes of Directive 2000/53/EC (ELV). Regarding the REACH Regulation, the information TE provides on SVHC in articles for this part number is based on the latest European Chemicals Agency (ECHA) 'Guidance on requirements for substances in articles' posted at this URL: <https://echa.europa.eu/guidance-documents/guidance-on-reach>

## Customers Also Bought





## Documents

### Product Drawings

[822-AG11D=SOCKET ASSY](#)

English

---

### CAD Files

[3D PDF](#)

3D

Customer View Model

[ENG\\_CVM\\_CVM\\_7-1437537-8\\_E.2d\\_dxf.zip](#)

English

Customer View Model

[ENG\\_CVM\\_CVM\\_7-1437537-8\\_E.3d\\_igs.zip](#)

English

Customer View Model

[ENG\\_CVM\\_CVM\\_7-1437537-8\\_E.3d\\_stp.zip](#)

English

By downloading the CAD file I accept and agree to the [Terms and Conditions](#) of use.

---

### Datasheets & Catalog Pages

[DIP Sockets Quick Reference Guide \(EN\)](#)

English