

PT371024 ✓ ACTIVE

SCHRACK | SCHRACK Miniature Relay PT


TE Internal #: 7-1419111-1

General Purpose Power Relay, DC, Monostable, 3 Form C 3PDT-CO, 10 A Contact Rating, 24 VDC Coil Voltage, SCHRACK Miniature Relay PT

[View on TE.com >](#)



Relays & Contactors > Electromechanical Relays



Relay & Contactor Type: **General Purpose Power Relay**

Current Type: **DC**

Coil Magnetic System: **Monostable**

Contact Arrangement: **3 Form C 3PDT-CO**

Contact Current Rating: **10 A**

Features

Contact Features

Contact Material	AgNi90/10
------------------	-----------

Dimensions

Insulation Clearance Between Contact & Coil	3 mm
Insulation Creepage Between Contact & Coil	4 mm[.157 in]
Product Width	22.5 mm[.885 in]
Product Length	28 mm[1.1 in]
Product Height	30 mm[1.18 in]

Packaging Features

Packaging Method	Carton & Tube
------------------	---------------

Other

Coil Power Rating Class	.6 – .8 W
Contact Current Class	5 – 10 A, 10 – 20 A
Height Class (Mechanical)	25 – 30 mm
Length Class (Mechanical)	25 – 30 mm
Width Class (Mechanical)	20 – 25 mm
EU RoHS Compliance	Compliant
EU ELV Compliance	Compliant

Usage Conditions

Operating Temperature Range	-40 – 70 °C[-40 – 158 °F]
Environmental Category of Protection	RTII
Environmental Ambient Temperature (Max)	70 °C[158 °F]

Body Features

Product Weight	30 g[1.058 oz]
Enclosure Type	Flux Resistant Automatic Soldering

Electrical Characteristics

Contact Limiting Short-Time Current	300 A
Contact Limiting Making Current	20 A
Contact Limiting Breaking Current	10 A
Insulation Initial Dielectric Between Open Contacts	1200 Vrms
Insulation Initial Dielectric Between Adjacent Contacts	2500 Vrms
Contact Switching Voltage (Max)	400 VAC
Contact Switching Load (Min)	10mA @ 12V
Coil Resistance	777 Ω
Contact Current Rating	10 A
Coil Voltage Rating	24 VDC
Contact Voltage Rating	240 VAC
Coil Power Rating DC	.741 W
Insulation Initial Dielectric Between Contacts & Coil	1200 Vrms

Configuration Features

Contact Number of Poles	3
Coil Special Features	UL Coil Insulation Class F
Contact Arrangement	3 Form C 3PDT-CO

Operation/Application

Solder Process	Wave Solder
Current Type	DC
Coil Magnetic System	Monostable

Product Type Features

Relay & Contactor Type	General Purpose Power Relay
------------------------	-----------------------------

Termination Features

--	--



Main Termination & Connection Type	Solder Pins
Coil Termination & Connection Type	Solder Pins

Mechanical Attachment

Product Mount Type	Board Mount
--------------------	-------------

Product Compliance

[For compliance documentation, visit the product page on TE.com>](#)

EU RoHS Directive 2011/65/EU	Compliant
EU ELV Directive 2000/53/EC	Compliant
China RoHS 2 Directive MIIT Order No 32, 2016	No Restricted Materials Above Threshold
EU REACH Regulation (EC) No. 1907/2006	Current ECHA Candidate List: JUNE 2024 (241) Candidate List Declared Against: JUNE 2024 (241) Does not contain REACH SVHC
Halogen Content	Not Low Halogen - contains Br or Cl > 900 ppm.
Solder Process Capability	Wave solder capable to 265°C

Product Compliance Disclaimer

This information is provided based on reasonable inquiry of our suppliers and represents our current actual knowledge based on the information they provided. This information is subject to change. The part numbers that TE has identified as EU RoHS compliant have a maximum concentration of 0.1% by weight in homogenous materials for lead, hexavalent chromium, mercury, PBB, PBDE, DBP, BBP, DEHP, DIBP, and 0.01% for cadmium, or qualify for an exemption to these limits as defined in the Annexes of Directive 2011/65/EU (RoHS2). Finished electrical and electronic equipment products will be CE marked as required by Directive 2011/65/EU. Components may not be CE marked. Additionally, the part numbers that TE has identified as EU ELV compliant have a maximum concentration of 0.1% by weight in homogenous materials for lead, hexavalent chromium, and mercury, and 0.01% for cadmium, or qualify for an exemption to these limits as defined in the Annexes of Directive 2000/53/EC (ELV). Regarding the REACH Regulation, the information TE provides on SVHC in articles for this part number is based on the latest European Chemicals Agency (ECHA) 'Guidance on requirements for substances in articles' posted at this URL: <https://echa.europa.eu/guidance-documents/guidance-on-reach>

Compatible Parts



TE Part # 7-1419111-0
PT371012



TE Part # 9-1415536-4
PT381024



TE Part # 6-1415507-1
PT321024



TE Part # 7-1419111-2
PT371110




TE Part # 7-1419111-5
PT371730



TE Part # 2-1415536-5
PT371048



TE Part # 3-1415539-3
PT371560



TE Part # 1393154-8
PT371615



TE Part # 7-1419111-3
PT371524




TE Part # 6-1419111-5
PT370512

Also in the Series | **SCHRACK Miniature Relay PT**




DC Relays(66)



General Purpose Power Relays(109)



PCB Relays(24)



Plug-In Relays(85)

Customers Also Bought



TE Part #1625971-2
HSA25 100R 5%



TE Part #148292-5
096 EURO TYP R RECEPT EON ASSY



TE Part #3-1367703-2
R/A AMC Conn,Style B+,Sn,w/Hdw



TE Part #7-2151660-7
OCEAN_2.0_SPARE_PART_KIT-042F055F



TE Part #1-1879417-1
CPF 0603 470K 0.1% 25PPM 1K RL



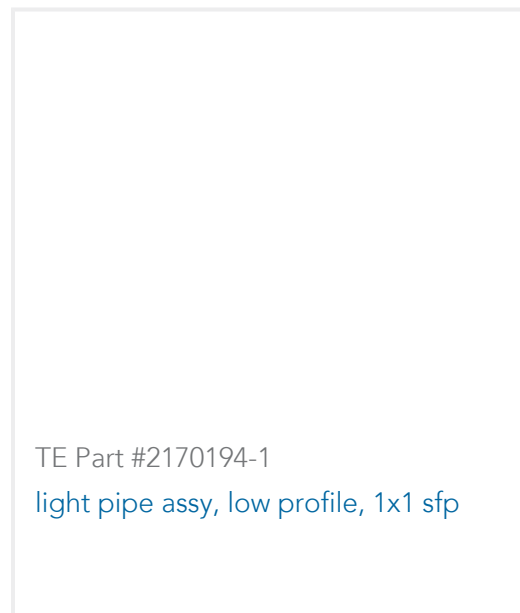
TE Part #2334100-2
D-SUB CRIMP MALE 15 POS



TE Part #214781-E
EPSVA KS GDM3 EE 10 3,8 SN * STROMVERSOR



TE Part #51864-4
TERMINAL,PIDG R 16-14 10



Documents

CAD Files

[3D PDF](#)

3D

Customer View Model

[ENG_CVM_CVM_7-1419111-1_99.2d_dxf.zip](#)

English

Customer View Model

[ENG_CVM_CVM_7-1419111-1_99.3d_igs.zip](#)

English

Customer View Model

[ENG_CVM_CVM_7-1419111-1_99.3d_stp.zip](#)

English

By downloading the CAD file I accept and agree to the [Terms and Conditions](#) of use.

Datasheets & Catalog Pages

[Miniature Relay PT](#)

English

Product Specifications

[Definitions General Purpose Relays](#)

English

Agency Approvals

[VDE Certificate](#)

English