

7-1393236-4 ✓ ACTIVE

SCHRACK | SCHRACK Slimline PCB Relay SNR

TE Internal #: 7-1393236-4

General Purpose Power Relay, DC, Monostable, 1 Form C SPDT-CO, 6 A Contact Rating, 24 VDC Coil Voltage, SCHRACK Slimline PCB Relay SNR

[View on TE.com >](#)



Relays & Contactors > Electromechanical Relays



Relay & Contactor Type: **General Purpose Power Relay**

Coil Magnetic System: **Monostable**

Contact Arrangement: **1 Form C SPDT-CO**

Current Type: **DC**

Contact Current Rating: **6 A**

Features

Product Type Features

Relay & Contactor Type	General Purpose Power Relay
------------------------	-----------------------------

Configuration Features

Contact Number of Poles	1
Coil Special Features	UL Coil Insulation Class F
Contact Arrangement	1 Form C SPDT-CO

Electrical Characteristics

Contact Limiting Short-Time Current	6 A
Contact Limiting Making Current	10 A
Contact Limiting Continuous Current	10 A
Contact Limiting Breaking Current	6 A
Contact Switching Voltage (Max)	400 VAC
Contact Switching Load (Min)	100mA @ 12V
Coil Resistance	3390 Ω
Contact Current Rating	6 A



Coil Voltage Rating	24 VDC
Contact Voltage Rating	250 VAC
Coil Power Rating DC	.17 W
Insulation Initial Dielectric Between Contacts & Coil	4000 Vrms

Body Features

Product Weight	6 g[.2116 oz]
Enclosure Type	Flux Resistant Automatic Solder Capable & Washable

Contact Features

Contact Plating Material	Gold
Contact Material	AgSnO2

Termination Features

Main Termination & Connection Type	Solder Pins
Coil Termination & Connection Type	Solder Pins

Mechanical Attachment

Product Mount Type	Board Mount
--------------------	-------------

Dimensions

Insulation Creepage Between Contact & Coil	8 mm[.315 in]
Product Width	15 mm[.591 in]
Product Length	28 mm[1.102 in]
Product Height	5 mm[.196 in]

Usage Conditions

Operating Temperature Range	-40 – 85 °C[-40 – 185 °F]
Environmental Category of Protection	RTIII
Environmental Ambient Temperature (Max)	85 °C[185 °F]

Operation/Application

Solder Process	Wave Solder Capable
Coil Magnetic System	Monostable
Current Type	DC

Packaging Features

Packaging Method	Box & Tube, Tube
------------------	------------------

Other



Coil Power Rating Class	>.15 – ≤.2 W
Contact Current Class	>5 – ≤10 A
Height Class (Mechanical)	≤7 mm[≤.276 in]
Length Class (Mechanical)	>22 – ≤33 mm[>.866 – ≤1.299 in]
Width Class (Mechanical)	>14 – ≤16 mm[>.551 – ≤.63 in]

Product Compliance

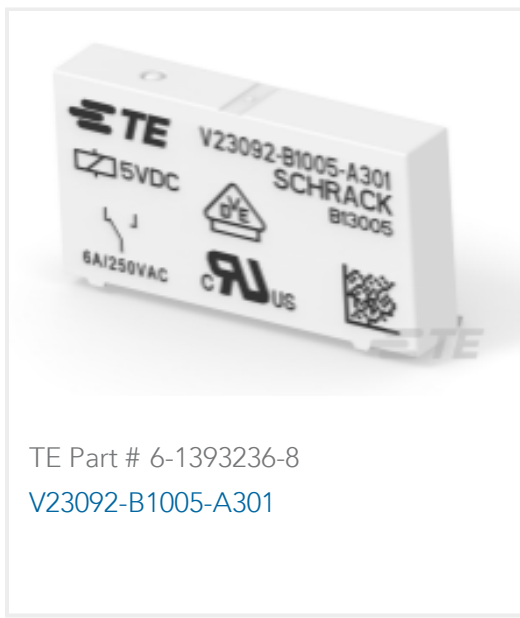
[For compliance documentation, visit the product page on TE.com>](#)

EU RoHS Directive 2011/65/EU	Compliant
EU ELV Directive 2000/53/EC	Compliant
China RoHS 2 Directive MIIT Order No 32, 2016	有害物质含量符合标准要求 No Restricted Substance(s) Above Threshold
EU REACH Regulation (EC) No. 1907/2006	Current ECHA Candidate List: JUNE 2025 (250) Candidate List Declared Against: JUNE 2025 (250) Does not contain REACH SVHC
Halogen Content	Not Low Halogen - contains Br or Cl > 900 ppm.
Solder Process Capability	Wave solder capable to 260°C

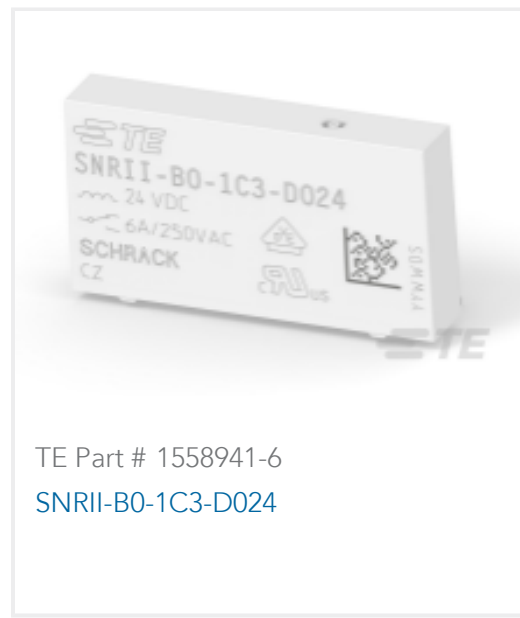
Product Compliance Disclaimer

This information is provided based on reasonable inquiry of our suppliers and represents our current actual knowledge based on the information they provided. This information is subject to change. The part numbers that TE has identified as EU RoHS compliant have a maximum concentration of 0.1% by weight in homogenous materials for lead, hexavalent chromium, mercury, PBB, PBDE, DBP, BBP, DEHP, DIBP, and 0.01% for cadmium, or qualify for an exemption to these limits as defined in the Annexes of Directive 2011/65/EU (RoHS2). Finished electrical and electronic equipment products will be CE marked as required by Directive 2011/65/EU. Components may not be CE marked. Additionally, the part numbers that TE has identified as EU ELV compliant have a maximum concentration of 0.1% by weight in homogenous materials for lead, hexavalent chromium, and mercury, and 0.01% for cadmium, or qualify for an exemption to these limits as defined in the Annexes of Directive 2000/53/EC (ELV). Regarding the REACH Regulation, the information TE provides on SVHC in articles for this part number is based on the latest European Chemicals Agency (ECHA) 'Guidance on requirements for substances in articles' posted at this URL: <https://echa.europa.eu/guidance-documents/guidance-on-reach>

Compatible Parts



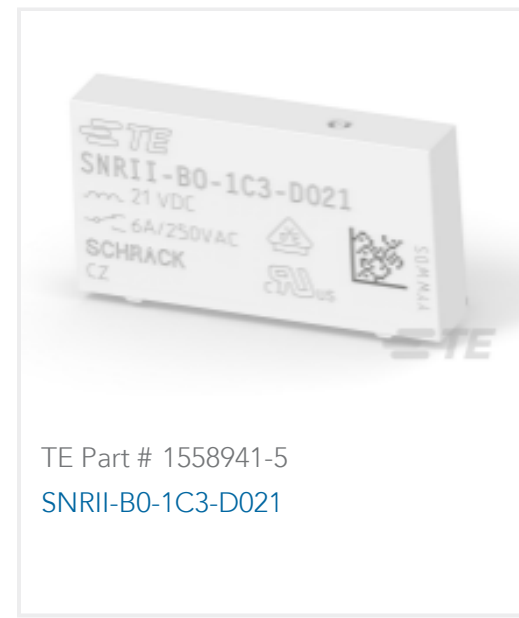
TE Part # 6-1393236-8
V23092-B1005-A301



TE Part # 1558941-6
SNRII-B0-1C3-D024



TE Part # 2-1416100-0
ST3FLC4




TE Part # 1558941-5
SNRII-B0-1C3-D021

Also in the Series | **SCHRACK Slimline PCB Relay SNR**



DC Relays(49)



General Purpose Power Relays(49)



PCB Relays(39)

Customers Also Bought



TE Part #214788-E
EPSVA KS GDM4 TL 6 3,8 SN *
STROMVERSORG



TE Part #726387-2
250 FASTON TAB TPBR



TE Part #CAT-LMPH9507
Low & Medium Power Header



TE Part #1622918-1
CRG0603 1% 330R



TE Part #5-1623932-8
CFR50 5% 220R




TE Part #5-1879233-7
SMW5 22R 5%



TE Part #2-1879746-4
RP 1J 10K2 0.1% 15PPM CUT LENGTH



TE Part #2-2176341-6
CRGCO 0805 1K2 1%



TE Part #5120524-1
1FHR,64,30A/S,S,N,S14,15



Documents

CAD Files

3D PDF

3D

Customer View Model

[ENG_CVM_CVM_7-1393236-4_B.2d_dxf.zip](#)

English

Customer View Model

[ENG_CVM_CVM_7-1393236-4_B.3d_igs.zip](#)

English

Customer View Model

[ENG_CVM_CVM_7-1393236-4_B.3d_stp.zip](#)

English

By downloading the CAD file I accept and agree to the [Terms and Conditions](#) of use.

Datasheets & Catalog Pages

Slim PCB Relay SNR

English

Product Specifications

Definitions General Purpose Relays

English

Agency Approvals

VDE Certificate

English