

7-1393234-3 ✓ ACTIVE

SCHRACK


TE Internal #: 7-1393234-3

General Purpose Power Relay, DC, Bistable, 2 Coils, Latching, 2 Form C DPDT-CO, 8 A Contact Rating, 12 VDC Coil Voltage, 250 VAC Contact Voltage

[View on TE.com >](#)



Relays & Contactors > Electromechanical Relays



Relay & Contactor Type: **General Purpose Power Relay**

Current Type: **DC**

Coil Magnetic System: **Bistable, 2 Coils, Latching**

Contact Arrangement: **2 Form C DPDT-CO**

Contact Current Rating: **8 A**

## Features

### Contact Features

Contact Plating Material	Gold Flash
Contact Material	Ag

### Dimensions

Insulation Creepage Between Contact & Coil	8 mm
Product Width	12.6 mm[.496 in]
Product Length	29 mm[1.14 in]
Product Height	25.5 mm[1 in]

### Packaging Features

Packaging Method	Box & Tube
------------------	------------

### Other

Coil Power Rating Class	1 – 1.5 W
Contact Current Class	5 – 10 A
EU RoHS Compliance	Compliant
EU ELV Compliance	Compliant



### Electrical Characteristics

Contact Limiting Short-Time Current	10 A
Contact Limiting Making Current	8 A
Contact Limiting Continuous Current	8 A
Contact Limiting Breaking Current	8 A
Insulation Initial Dielectric Between Open Contacts	1000 Vrms
Insulation Initial Dielectric Between Adjacent Contacts	2500 Vrms
Coil Current	.114 A
Contact Switching Voltage (Max)	400 VAC
Contact Switching Load (Min)	100mA @ 12V
Coil Resistance	105 $\Omega$
Contact Current Rating	8 A
Coil Voltage Rating	12 VDC
Contact Voltage Rating	30 VDC
Coil Power Rating DC	1.25 W
Insulation Initial Dielectric Between Contacts & Coil	4000 Vrms

### Configuration Features

Contact Number of Poles	2
Contact Arrangement	2 Form C DPDT-CO

### Operation/Application

Solder Process	Wave Solder
Current Type	DC
Coil Magnetic System	Bistable, 2 Coils, Latching

### Product Type Features

Relay & Contactor Type	General Purpose Power Relay
------------------------	-----------------------------

### Termination Features

Main Termination & Connection Type	Solder Pins
Coil Termination & Connection Type	Solder Pins

### Mechanical Attachment

Product Mount Type	Board Mount
--------------------	-------------

### Product Compliance



[For compliance documentation, visit the product page on TE.com>](#)

EU RoHS Directive 2011/65/EU	Compliant
EU ELV Directive 2000/53/EC	Compliant
China RoHS 2 Directive MIIT Order No 32, 2016	No Restricted Materials Above Threshold
EU REACH Regulation (EC) No. 1907/2006	Current ECHA Candidate List: JUNE 2024 (241) Candidate List Declared Against: JUNE 2024 (241) SVHC > Threshold: Methanone, (diphenylphosphinyl)(2,4,6-trimethylphenyl)- (2% in Component Part) <b>Article Safe Usage Statements:</b> Wash thoroughly after handling. Do not handle until all safety precautions have been read and understood. Recycle if possible and dispose of the article by following all applicable governmental regulations relevant to your geographic location.
Halogen Content	Not Low Halogen - contains Br or Cl > 900 ppm.
Solder Process Capability	Wave solder capable to 265°C

Product Compliance Disclaimer

This information is provided based on reasonable inquiry of our suppliers and represents our current actual knowledge based on the information they provided. This information is subject to change. The part numbers that TE has identified as EU RoHS compliant have a maximum concentration of 0.1% by weight in homogenous materials for lead, hexavalent chromium, mercury, PBB, PBDE, DBP, BBP, DEHP, DIBP, and 0.01% for cadmium, or qualify for an exemption to these limits as defined in the Annexes of Directive 2011/65/EU (RoHS2). Finished electrical and electronic equipment products will be CE marked as required by Directive 2011/65/EU. Components may not be CE marked. Additionally, the part numbers that TE has identified as EU ELV compliant have a maximum concentration of 0.1% by weight in homogenous materials for lead, hexavalent chromium, and mercury, and 0.01% for cadmium, or qualify for an exemption to these limits as defined in the Annexes of Directive 2000/53/EC (ELV). Regarding the REACH Regulation, the information TE provides on SVHC in articles for this part number is based on the latest European Chemicals Agency (ECHA) 'Guidance on requirements for substances in articles' posted at this URL: <https://echa.europa.eu/guidance-documents/guidance-on-reach>

## Compatible Parts



## Customers Also Bought



TE Part #160293  
PLASTI-GRIP, RING, 12-10 5MM



TE Part #350767-1  
03P UMNL CAP HSG V0



TE Part #5787617-6  
RECP ASSY, R/A, STACKED, THRU-HOLE, USB,



TE Part #8-1879223-3  
CPF 0603 1K96 0.1% 25PPM 1K RL



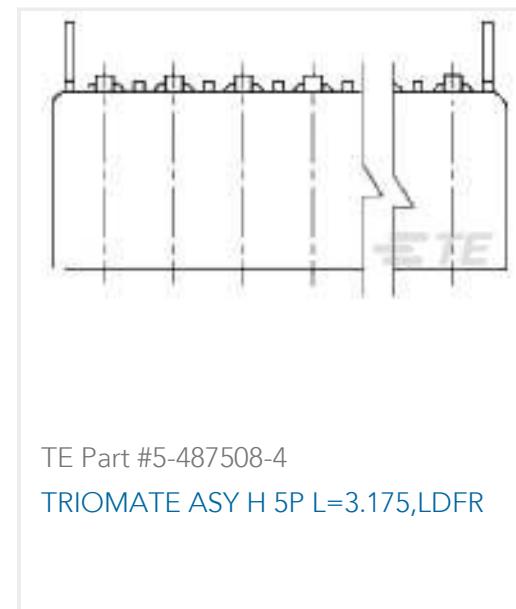
TE Part #8-1879508-5  
CRGH0805 1% 75R 0.33W



TE Part #103309-2  
014 LOPRO HDR SP 30DP



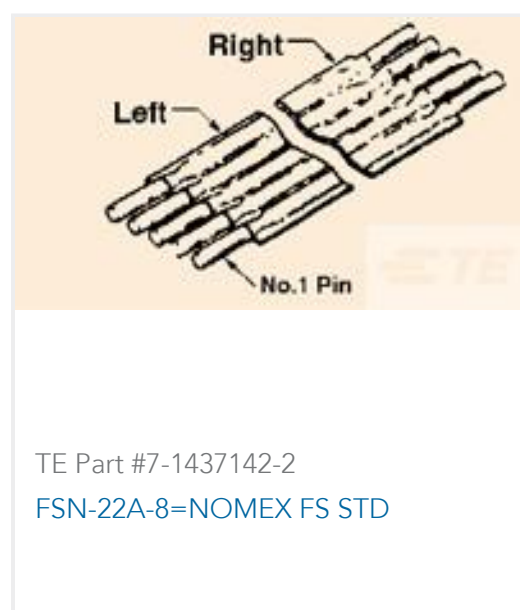
TE Part #4-2176244-1  
CRGS0805 5% 2K2



TE Part #5-487508-4  
TRIOMATE ASY H 5P L=3.175,LDFR



TE Part #800337-SF  
FN284-4-06



TE Part #7-1437142-2  
FSN-22A-8=NOMEX FS STD

## Documents

### CAD Files

#### 3D PDF

3D

#### Customer View Model

[ENG\\_CVM\\_CVM\\_7-1393234-3\\_A.2d\\_dxf.zip](#)

English

#### Customer View Model

[ENG\\_CVM\\_CVM\\_7-1393234-3\\_A.3d\\_igs.zip](#)

English

#### Customer View Model

[ENG\\_CVM\\_CVM\\_7-1393234-3\\_A.3d\\_stp.zip](#)

English

By downloading the CAD file I accept and agree to the [Terms and Conditions](#) of use.

### Datasheets & Catalog Pages

#### Power PCB Relay RPII/2

English

### Product Specifications



## Definitions General Purpose Relays

English

---

## Agency Approvals

### VDE Certificate

English