

66565-2 ✓ ACTIVE

AMP | AMP Type III+

TE Internal #: 66565-2

Socket Contact, Tin-Lead, Size 16 Contact Size, 24 – 20 AWG, .2 – .6 mm² Wire, Crimp, Brass, Power & Signal, -55 – 90 °C [-67 – 194 °F], AMP Type III+

[View on TE.com >](#)



Connectors > Contacts > Connector Contacts



Contact Type: **Socket**

Contact Mating Area Plating Material: **Tin-Lead**

Wire Contact Termination Area Plating Material: **Tin-Lead**

Contact Retention Within Housing: **With**

Contact Size: **Size 16**

Features

Identification Marking

| | |
|--------------------|--------|
| Contact Color Code | Yellow |
|--------------------|--------|

Mechanical Attachment

| | |
|-------------------------|------|
| Wire Insulation Support | With |
|-------------------------|------|

Packaging Features

| | |
|--------------------|-------------|
| Packaging Quantity | 1000 |
| Packaging Method | Box, Carton |

Dimensions

| | |
|--------------------------------------|-------------------------------|
| Compatible Insulation Diameter Range | 1.52 – 3.05 mm [.06 – .12 in] |
| Wire Size | .2 – .6 mm ² |

Contact Features

| | |
|-------------------------------|-------------------|
| Contact Underplating Material | Nickel |
| Contact Orientation | Straight |
| Mating Pin Diameter | 1.57 mm [.062 in] |

| | |
|---|------------------|
| Contact Underplating Material Thickness | .76 µm[30 µin] |
| Contact Mating Area Plating Material Thickness | 2.54 µm[100 µin] |
| Wire Contact Termination Area Plating Material Finish | Bright |
| Wire Contact Termination Area Plating Thickness | 2.54 µm[100 µin] |
| Barrel Type | Open |
| Contact Mating Area Plating Material Finish | Bright |
| Contact Type | Socket |
| Contact Mating Area Plating Material | Tin-Lead |
| Wire Contact Termination Area Plating Material | Tin-Lead |
| Contact Retention Within Housing | With |
| Contact Size | Size 16 |
| Contact Base Material | Brass |
| Contact Current Rating (Max) | 13 A |

Termination Features

| | |
|------------------------------------|--------------|
| Termination Method to Wire & Cable | Crimp |
| Product Terminates To | Wire & Cable |

Usage Conditions

| | |
|-----------------------------|---------------------------|
| Operating Temperature Range | -55 – 90 °C[-67 – 194 °F] |
|-----------------------------|---------------------------|

Operation/Application

| | |
|---------------------|----------------|
| Circuit Application | Power & Signal |
|---------------------|----------------|

Other

| | |
|--------------------|---------------------------|
| EU RoHS Compliance | Not Compliant |
| EU ELV Compliance | Compliant with Exemptions |

Product Compliance

[For compliance documentation, visit the product page on TE.com>](#)

| | |
|---|---|
| EU RoHS Directive 2011/65/EU | Not Compliant |
| EU ELV Directive 2000/53/EC | Compliant with Exemptions |
| China RoHS 2 Directive MIIT Order No 32, 2016 | Restricted Materials Above Threshold |
| EU REACH Regulation (EC) No. 1907/2006 | Current ECHA Candidate List: JUNE 2024 (241) Candidate List Declared Against: JUNE 2024 (241) SVHC > Threshold: |



Pb (13% in Component Part)

Article Safe Usage Statements:

Do not eat, drink or smoke when using this product. Wash thoroughly after handling. Recycle if possible and dispose of the article by following all applicable governmental regulations relevant to your geographic location.

Halogen Content

Low Halogen - Br, Cl, F, I < 900 ppm per homogenous material. Also BFR/CFR/PVC Free

Solder Process Capability

Not applicable for solder process capability

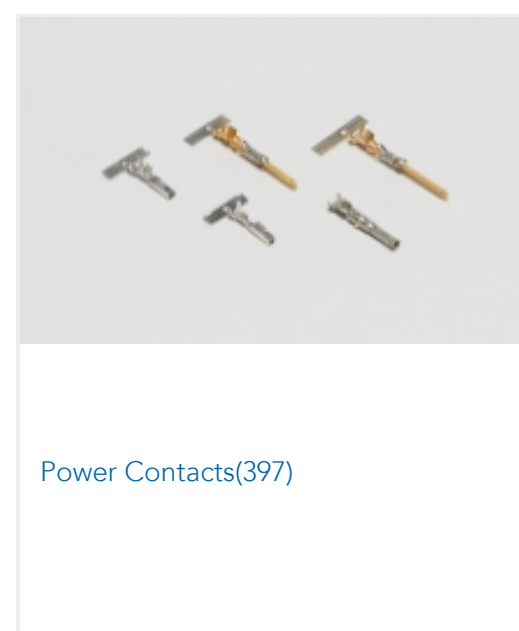
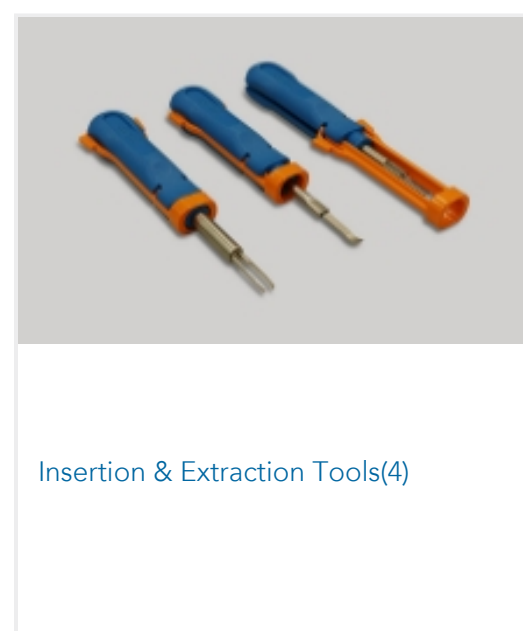

Product Compliance Disclaimer

This information is provided based on reasonable inquiry of our suppliers and represents our current actual knowledge based on the information they provided. This information is subject to change. The part numbers that TE has identified as EU RoHS compliant have a maximum concentration of 0.1% by weight in homogenous materials for lead, hexavalent chromium, mercury, PBB, PBDE, DBP, BBP, DEHP, DIBP, and 0.01% for cadmium, or qualify for an exemption to these limits as defined in the Annexes of Directive 2011/65/EU (RoHS2). Finished electrical and electronic equipment products will be CE marked as required by Directive 2011/65/EU. Components may not be CE marked. Additionally, the part numbers that TE has identified as EU ELV compliant have a maximum concentration of 0.1% by weight in homogenous materials for lead, hexavalent chromium, and mercury, and 0.01% for cadmium, or qualify for an exemption to these limits as defined in the Annexes of Directive 2000/53/EC (ELV). Regarding the REACH Regulation, the information TE provides on SVHC in articles for this part number is based on the latest European Chemicals Agency (ECHA) 'Guidance on requirements for substances in articles' posted at this URL: <https://echa.europa.eu/guidance-documents/guidance-on-reach>

Compatible Parts



Also in the Series | AMP Type III+



Customers Also Bought



TE Part #487406-3
FFC RCPT CONT SP 50AU RL



TE Part #66564-6
III+ PIN,24-20,TIN-LEAD,STRIP



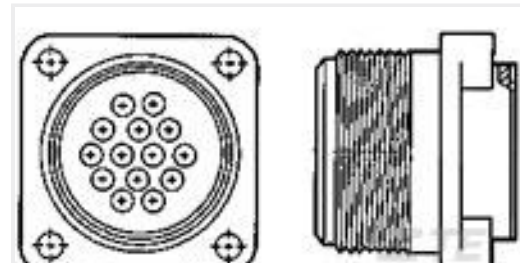
TE Part #1-66100-9
III+ SKT,18-16,TIN ,STRIP



TE Part #1604042-4
KIT,175A,1/0 AWG,GRAY



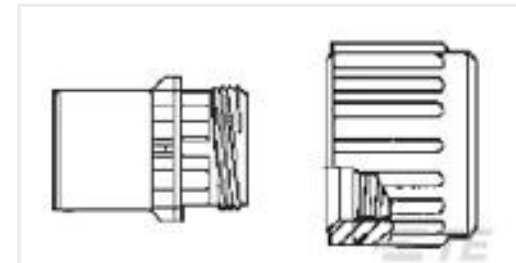
TE Part #213605-1
5015 PIN,24-20,TIN-LEAD,STRIP



TE Part #213651-1
CPC RCPT 20-14 STD SEX



TE Part #1604121-5
REDUCING BUSH,175A,1/0-4AWG



TE Part #213671-1
CPC 18-10 PLUG KIT W/CPLG RING



TE Part #770089-1
06P .093 COMM P&S PLUG HSG



TE Part #66109-2
III+ SKT,26-24,TIN-LEAD,LP

Documents

Product Drawings

[III+ SKT,24-20,TIN-LEAD,LP](#)

English

CAD Files

Customer View Model

[ENG_CVM_CVM_66565-2_H.2d_dxf.zip](#)

English

3D PDF

3D

Customer View Model

[ENG_CVM_CVM_66565-2_H.3d_igs.zip](#)

English

Customer View Model

[ENG_CVM_CVM_66565-2_H.3d_stp.zip](#)

English

By downloading the CAD file I accept and agree to the [Terms and Conditions](#) of use.

Product Specifications



Application Specification

English

Instruction Sheets

[Instruction Sheet \(U.S.\)](#)

Japanese

[Instruction Sheet \(U.S.\)](#)

English