

6612160-1 ✓ ACTIVE

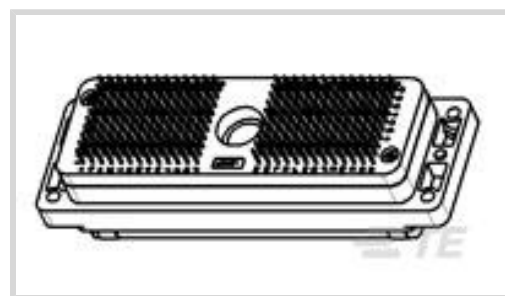
TE Internal #: 6612160-1

PCB Mount Receptacle, Vertical, Wire-to-Board, 260 Position, .1 in Centerline, Fully Shrouded, Gold, Through Hole - Solder, Power & Signal, Black

[View on TE.com >](#)



Connectors > PCB Connectors > PCB Headers & Receptacles



PCB Connector Assembly Type: **PCB Mount Receptacle**

PCB Mount Orientation: **Vertical**

Connector System: **Wire-to-Board**

Number of Positions: **260**

Number of Rows: **10**

Features

Electrical Characteristics

Operating Voltage	250 VDC
-------------------	---------

Dimensions

Row-to-Row Spacing	2.54 mm[.1 in]
PCB Thickness (Recommended)	1.6 mm[.063 in]

Packaging Features

Packaging Quantity	16
Packaging Method	Tray

Industry Standards

Compatible With Agency/Standards Products	UL
Glow Wire Rating	Standard Part - Not Glow Wire
UL Flammability Rating	UL 94V-0

Body Features

Connector & Keying Code	Y
Primary Product Color	Black

Operation/Application

Shielded	No
Circuit Application	Power & Signal

Mechanical Attachment



Mating Retention Type	Locking Latch
Panel Mount Feature Type	Mounting Hole
Mating Retention	With
PCB Mount Retention Type	Mounting Hole
Mating Alignment Type	Guide Hole
PCB Mount Alignment Type	Standard Polarized Tail
PCB Mount Retention	With
PCB Mount Alignment	Without
Mating Alignment	With

Contact Features

Contact Underplating Material	Nickel
Contact Layout	Matrix
PCB Contact Termination Area Plating Material	Gold
Contact Mating Area Plating Material	Gold
Contact Type	Tab
Contact Current Rating (Max)	.8 A

Housing Features

Housing Material	Die Cast Zinc
	.1 in

Configuration Features

Number of Signal Positions	260
Number of Power Positions	0
PCB Mount Orientation	Vertical
Number of Positions	260
Number of Rows	10

Product Type Features

PCB Connector Assembly Type	PCB Mount Receptacle
Connector System	Wire-to-Board
Header Type	Fully Shrouded
Sealable	No
Connector & Contact Terminates To	Printed Circuit Board

Termination Features

--	--



Termination Method to PCB	Through Hole - Solder
---------------------------	-----------------------

Usage Conditions

Operating Temperature Range	-55 – 85 °C[-67 – 185 °F]
-----------------------------	---------------------------

Other

EU RoHS Compliance	Compliant
--------------------	-----------

EU ELV Compliance	Compliant
-------------------	-----------

Product Compliance

[For compliance documentation, visit the product page on TE.com>](#)

EU RoHS Directive 2011/65/EU	Compliant
------------------------------	-----------

EU ELV Directive 2000/53/EC	Compliant
-----------------------------	-----------

China RoHS 2 Directive MIIT Order No 32, 2016	No Restricted Materials Above Threshold
---	---

EU REACH Regulation (EC) No. 1907/2006	Current ECHA Candidate List: JUNE 2024 (241) Candidate List Declared Against: JUNE 2024 (241) Does not contain REACH SVHC
--	---


Halogen Content	Low Halogen - Br, Cl, F, I < 900 ppm per homogenous material. Also BFR/CFR/PVC Free
-----------------	---

Solder Process Capability	Wave solder capable to 240°C
---------------------------	------------------------------

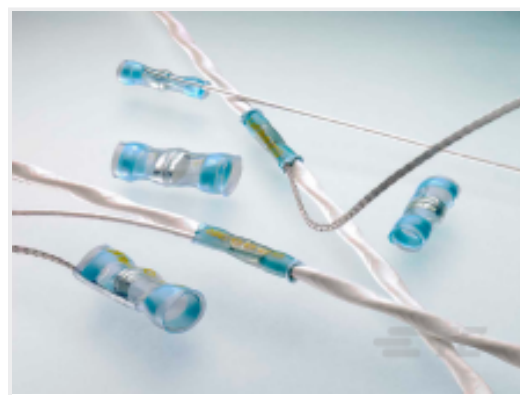
Product Compliance Disclaimer

This information is provided based on reasonable inquiry of our suppliers and represents our current actual knowledge based on the information they provided. This information is subject to change. The part numbers that TE has identified as EU RoHS compliant have a maximum concentration of 0.1% by weight in homogenous materials for lead, hexavalent chromium, mercury, PBB, PBDE, DBP, BBP, DEHP, DIBP, and 0.01% for cadmium, or qualify for an exemption to these limits as defined in the Annexes of Directive 2011/65/EU (RoHS2). Finished electrical and electronic equipment products will be CE marked as required by Directive 2011/65/EU. Components may not be CE marked. Additionally, the part numbers that TE has identified as EU ELV compliant have a maximum concentration of 0.1% by weight in homogenous materials for lead, hexavalent chromium, and mercury, and 0.01% for cadmium, or qualify for an exemption to these limits as defined in the Annexes of Directive 2000/53/EC (ELV). Regarding the REACH Regulations, TE's information on SVHC in articles for this part number is still based on the European Chemical Agency (ECHA) 'Guidance on requirements for substances in articles' (Version: 2, April 2011), applying the 0.1% weight on weight concentration threshold at the finished product level. TE is aware of the European Court of Justice ruling of September 10th, 2015 also known as O5A (Once An Article Always An Article) stating that, in case of 'complex object', the threshold for a SVHC must be applied to both the product as a whole and simultaneously to each of the articles forming part of its composition. TE has evaluated this ruling based on the new ECHA "Guidance on requirements for substances in articles" (June 2017, version 4.0) and will be updating its statements accordingly.

Customers Also Bought



TE Part #1879621-4
H4P 13R 1% 50PPM



TE Part #CA7641-000
S200-3-9030



TE Part #EK7354-000
222S152-25C-G28-0



TE Part #YMC8016-W-11-02SN0
ARINC 801, TYPE 1 PLUG CONNECTOR




TE Part #2-1734795-2
RJ45,8P8C,SHD,G/G LED, W/ Panel, 15u"Au



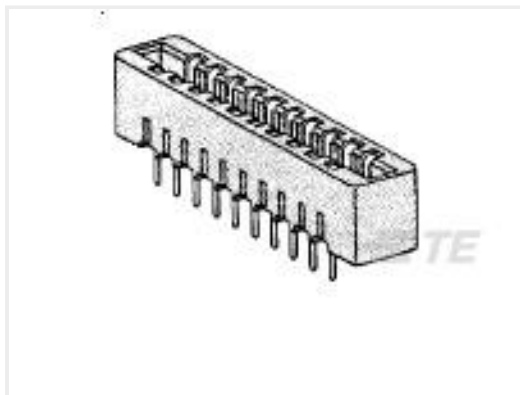
TE Part #YDTS20W17-35BBV001
RECP ASSY



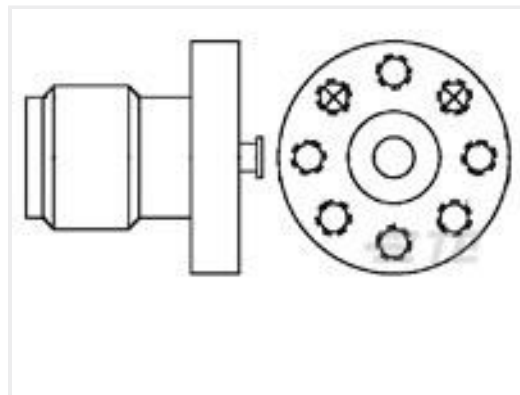
TE Part #6643431-1
ICCON,PIN,ASSY



TE Part #5767039-6
MICTOR,RA PLUG,228,.093PCB,ASY



TE Part #7-530666-6
CONN LOW PRO 22 POS 156X200C/L



TE Part #1053403-1
2066 1321 02

Documents

Product Drawings

M-ZIF REC ASSEMBLY 260P SPLDER L5.4MM TY

Japanese

Product Specifications

Product Specification

English

M-ZIF Connector

English

M-ZIF Connector

Japanese

Product Specification

Japanese