

6450833-7 ✓ ACTIVE

MULTI-BEAM | MULTI-BEAM XLE


TE Internal #: 6450833-7

PCB Mount Header, Right Angle, Board-to-Board, 7 Position, 2.54 mm / 7.62 mm [.1 in / .3 in] Centerline, Fully Shrouded, Gold, MULTI-BEAM XLE

[View on TE.com >](#)



Connectors > PCB Connectors > PCB Headers & Receptacles



PCB Connector Assembly Type: **PCB Mount Header**

PCB Mount Orientation: **Right Angle**

Connector System: **Board-to-Board**

Number of Positions: **7**

Number of Rows: **1**

Features

Electrical Characteristics

Operating Voltage	60 VDC, 300 VDC
-------------------	-----------------

Dimensions

Connector Width	23.62 mm[.93 in]
PCB Thickness (Recommended)	2.11 – 2.62 mm[.083 – .103 in]
Connector Height	14.58 mm[.574 in]
Connector Length	64.52 mm[2.54 in]

Packaging Features

Packaging Quantity	33
Packaging Method	Package

Industry Standards

Glow Wire Rating	High Temperature Part - Not Glow Wire
UL Flammability Rating	UL 94V-0

Usage Conditions



Operating Temperature (Max)	125 °C[257 °F]
Operating Temperature Range	-40 – 125 °C[-40 – 257 °F]

Mechanical Attachment

Mating Retention	Without
Mating Alignment Type	Polarization
PCB Mount Retention	Without
PCB Mount Alignment	Without
Connector Mounting Type	Board Mount
Mating Alignment	With

Termination Features

Termination Post & Tail Length	3.43 mm[.135 in]
Termination Method to PCB	Through Hole - Solder

Contact Features

Contact Underplating Material	Nickel
Contact Underplating Material Thickness	1.27 μm[50 μin]
Contact Mating Area Plating Material Thickness	.76 μm[30 μin]
PCB Contact Termination Area Plating Material Thickness	2.54 – 5.08 μm[100 – 200 μin]
Contact Layout	Inline
Contact Base Material	Copper Alloy
PCB Contact Termination Area Plating Material	Tin
Contact Mating Area Plating Material	Gold
Contact Type	Blade
Contact Current Rating (Max)	50 A

Housing Features

Housing Material	High Temperature Thermoplastic Glass-Filled
Centerline (Pitch)	7.62 mm, 2.54 mm[.3 in][.1 in]

Configuration Features

Number of Columns	7
Mating & Unmating Configuration	Normal
Number of Power Positions	7
PCB Mount Orientation	Right Angle
Number of Positions	7



Number of Rows	1
----------------	---

Product Type Features

Connector Shape	Rectangular
PCB Connector Assembly Type	PCB Mount Header
Connector System	Board-to-Board
Header Type	Fully Shrouded
Sealable	No
Connector & Contact Terminates To	Printed Circuit Board

Body Features

Primary Product Color	Black
-----------------------	-------

Operation/Application

Circuit Application	Power
---------------------	-------

Other

EU RoHS Compliance	Compliant
EU ELV Compliance	Compliant

Product Compliance

[For compliance documentation, visit the product page on TE.com>](#)


EU RoHS Directive 2011/65/EU	Compliant
EU ELV Directive 2000/53/EC	Compliant
China RoHS 2 Directive MIIT Order No 32, 2016	No Restricted Materials Above Threshold
EU REACH Regulation (EC) No. 1907/2006	Current ECHA Candidate List: JUNE 2024 (241) Candidate List Declared Against: JUNE 2024 (241) Does not contain REACH SVHC
Halogen Content	Not Low Halogen - contains Br or Cl > 900 ppm.
Solder Process Capability	Not reviewed for solder process capability

Product Compliance Disclaimer


This information is provided based on reasonable inquiry of our suppliers and represents our current actual knowledge based on the information they provided. This information is subject to change. The part numbers that TE has identified as EU RoHS compliant have a maximum concentration of 0.1% by weight in homogenous materials for lead, hexavalent chromium, mercury, PBB, PBDE, DBP, BBP, DEHP, DIBP, and 0.01% for cadmium, or qualify for an exemption to these limits as defined in the Annexes of Directive 2011/65/EU (RoHS2). Finished electrical and electronic equipment products will be CE marked as required by Directive 2011/65/EU. Components may not be CE marked. Additionally, the part numbers that TE has identified as EU ELV compliant have a maximum concentration of 0.1% by weight in homogenous

materials for lead, hexavalent chromium, and mercury, and 0.01% for cadmium, or qualify for an exemption to these limits as defined in the Annexes of Directive 2000/53/EC (ELV). Regarding the REACH Regulation, the information TE provides on SVHC in articles for this part number is based on the latest European Chemicals Agency (ECHA) 'Guidance on requirements for substances in articles' posted at this URL: <https://echa.europa.eu/guidance-documents/guidance-on-reach>

Also in the Series | MULTI-BEAM XLE



Board-to-Board Headers & Receptacles(99)



PCB Headers & Receptacles(99)



Rectangular Power Connectors(12)

Customers Also Bought



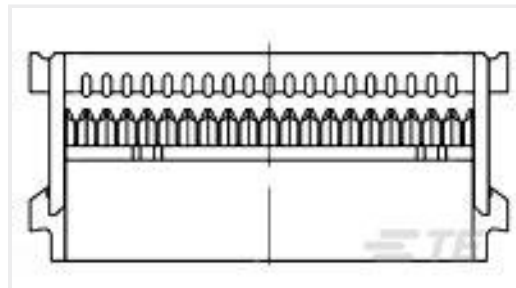
TE Part #3-641219-3
03P MTA156 CONN ASSY 22AWG RED



TE Part #4-640428-2
12P MTA156 CONN ASSY 22AWG RED



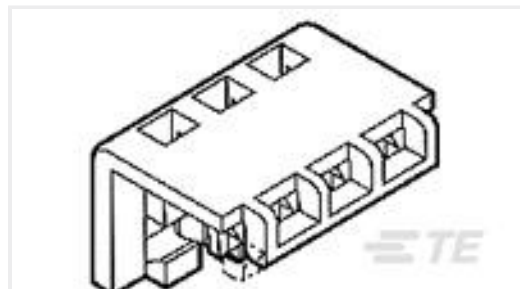
TE Part #1-6450869-0
V/R
2ACP+8S+4ACP+16S+2ACP+12S+2ACP



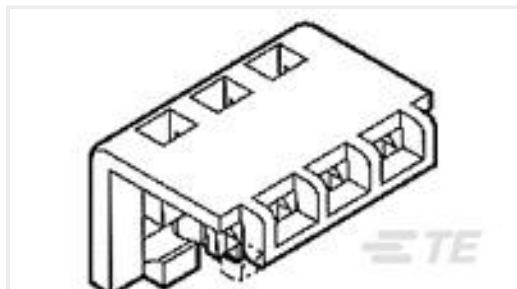
TE Part #1658526-5
609-1041LF FEM SOCKET, LEAD FREE



TE Part #3-641219-2
02P MTA156 CONN ASSY 22AWG LF



TE Part #643067-6
06P MTA156 MOLDED COVER



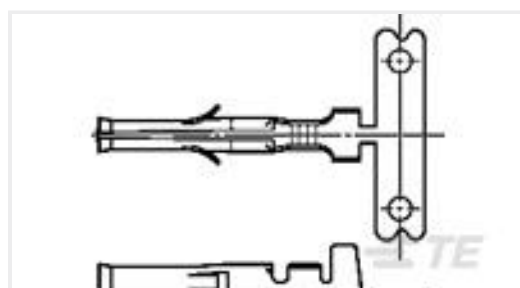
TE Part #643067-9
09P MTA156 MOLDED COVER



TE Part #6450863-5
MBXLE VERT RCPT 7ACP



TE Part #2-6609028-3
40VK6=F7864 S0



TE Part #350628-1
.062 COMM P&S SOK 18-24 PTPBR

Documents

[Product Drawings](#)



MBXLE R/A HDR 7ACP

English

CAD Files

3D PDF

3D

Customer View Model

[ENG_CVM_CVM_6450833-7_C3.2d_dxf.zip](#)

English

Customer View Model

[ENG_CVM_CVM_6450833-7_C3.3d_igs.zip](#)

English

Customer View Model

[ENG_CVM_CVM_6450833-7_C3.3d_stp.zip](#)

English

By downloading the CAD file I accept and agree to the [Terms and Conditions](#) of use.

Product Specifications

Application Specification

English