

644180-1 ✓ ACTIVE

MTA 100

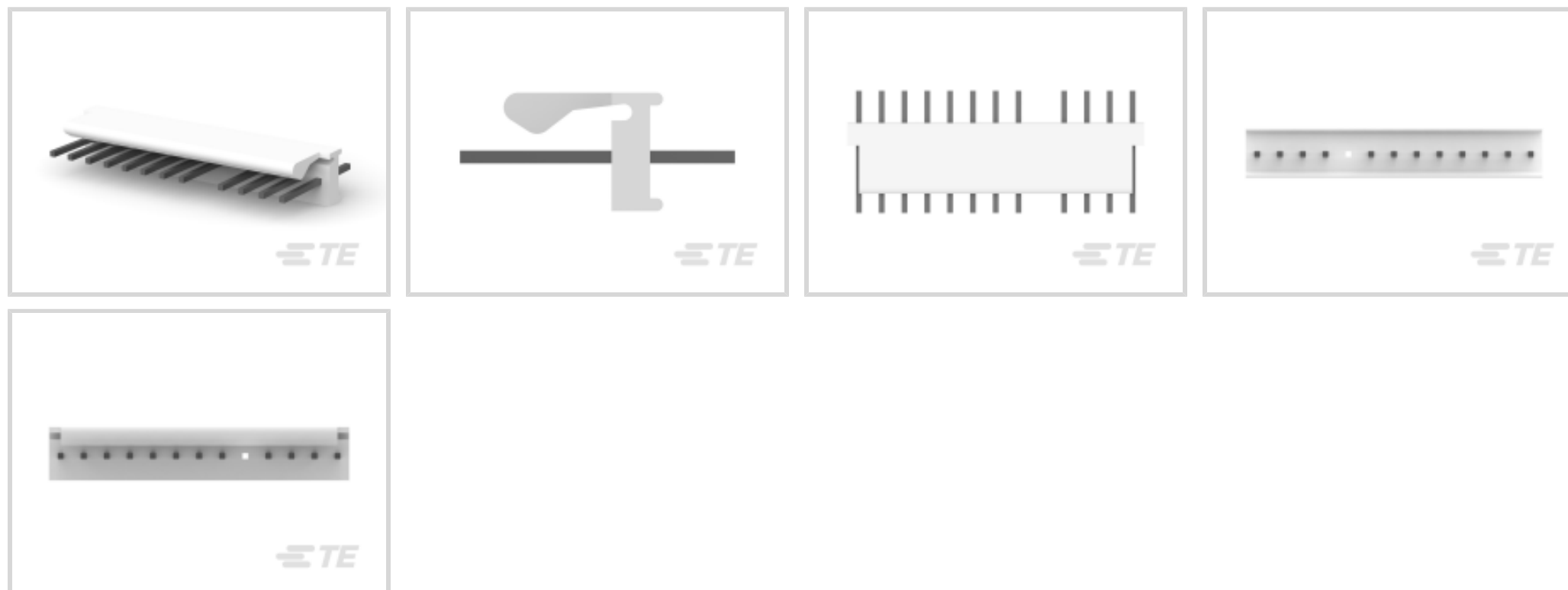
TE Internal #: 644180-1

PCB Mount Header, Vertical, Wire-to-Board, 13 Position, 2.54 mm [.1 in] Centerline, Partially Shrouded, Tin, Through Hole - Solder, Signal, MTA 100

[View on TE.com >](#)



Connectors > PCB Connectors > PCB Headers & Receptacles > PCB Header: Polyester, Vertical, Unshrouded, No Mating Alignment



PCB Connector Assembly Type: **PCB Mount Header**

PCB Mount Orientation: **Vertical**

Connector System: **Wire-to-Board**

Number of Positions: **13**

Number of Rows: **1**

[All PCB Header: Polyester, Vertical, Unshrouded, No Mating Alignment \(134\)](#)

Features

Electrical Characteristics

Operating Voltage	250 VAC
-------------------	---------

Dimensions

Connector Width	5.71 mm[.225 in]
PCB Thickness (Recommended)	1.6 mm[.063 in]
Connector Height	10.03 mm[.395 in]
Connector Length	33.02 mm[1.3 in]

Other

Position Locations Omitted	5
Number of Blocked Positions	1
EU RoHS Compliance	Compliant
EU ELV Compliance	Compliant

Packaging Features



Packaging Quantity	1
Packaging Method	Package

Industry Standards

Compatible With Agency/Standards Products	UL, CSA
Compatible With Approved Standards Products	UL E28476, CSA LR7189
UL Flammability Rating	UL 94V-0

Mechanical Attachment

Panel Mount Feature	Without
Mating Retention Type	Friction Lock
Mating Retention	With
Mating Alignment Type	Polarization
PCB Mount Retention	Without
PCB Mount Alignment	Without
Connector Mounting Type	Board Mount
Mating Alignment	With

Termination Features

Termination Post & Tail Length	3.56 mm[.14 in]
Square Termination Post & Tail Dimension	.64 mm[.025 in]
Termination Method to PCB	Through Hole - Solder

Contact Features

Contact Underplating Material	Nickel
Contact Underplating Material Thickness	1.27 μ m[50 μ in]
PCB Contact Termination Area Plating Material Finish	Matte
Contact Mating Area Plating Material Thickness	3.81 μ m[150 μ in]
Mating Square Post Dimension	.64 mm[.025 in]
PCB Contact Termination Area Plating Material Thickness	3.81 μ m[150 μ in]
Contact Shape & Form	Square
Contact Layout	Inline
Contact Mating Area Length	7.49 mm[.295 in]
Contact Base Material	Copper Alloy
PCB Contact Termination Area Plating Material	Tin
Contact Mating Area Plating Material Finish	Matte
Contact Mating Area Plating Material	Tin



Contact Type	Pin
Contact Current Rating (Max)	5 A

Housing Features

Housing Material	Polyester - GF
Centerline (Pitch)	2.54 mm [.1 in]

Configuration Features

Number of Columns	13
Number of Loaded Positions	12
PCB Mount Orientation	Vertical
Number of Positions	13
Number of Rows	1

Product Type Features

PCB Connector Assembly Type	PCB Mount Header
Connector System	Wire-to-Board
Header Type	Partially Shrouded
Sealable	No
Connector & Contact Terminates To	Printed Circuit Board

Body Features

Primary Product Color	Natural
-----------------------	---------

Usage Conditions

Operating Temperature Range	-55 – 105 °C [-67 – 221 °F]
-----------------------------	-----------------------------

Operation/Application

Circuit Application	Signal
---------------------	--------

Product Compliance

[For compliance documentation, visit the product page on TE.com>](#)

EU RoHS Directive 2011/65/EU	Compliant
EU ELV Directive 2000/53/EC	Compliant
China RoHS 2 Directive MIIT Order No 32, 2016	No Restricted Materials Above Threshold
EU REACH Regulation (EC) No. 1907/2006	Current ECHA Candidate List: JUNE 2024 (241) Candidate List Declared Against: JUNE 2024 (241)



Does not contain REACH SVHC

Halogen Content

Not Low Halogen - contains Br or Cl > 900 ppm.

Solder Process Capability

Wave solder capable to 265°C

Product Compliance Disclaimer

This information is provided based on reasonable inquiry of our suppliers and represents our current actual knowledge based on the information they provided. This information is subject to change. The part numbers that TE has identified as EU RoHS compliant have a maximum concentration of 0.1% by weight in homogenous materials for lead, hexavalent chromium, mercury, PBB, PBDE, DBP, BBP, DEHP, DIBP, and 0.01% for cadmium, or qualify for an exemption to these limits as defined in the Annexes of Directive 2011/65/EU (RoHS2). Finished electrical and electronic equipment products will be CE marked as required by Directive 2011/65/EU. Components may not be CE marked. Additionally, the part numbers that TE has identified as EU ELV compliant have a maximum concentration of 0.1% by weight in homogenous materials for lead, hexavalent chromium, and mercury, and 0.01% for cadmium, or qualify for an exemption to these limits as defined in the Annexes of Directive 2000/53/EC (ELV). Regarding the REACH Regulation, the information TE provides on SVHC in articles for this part number is based on the latest European Chemicals Agency (ECHA) 'Guidance on requirements for substances in articles' posted at this URL: <https://echa.europa.eu/guidance-documents/guidance-on-reach>

Compatible Parts



TE Part # 1-640550-3
13P MTA100 COVER



TE Part # CAT-104MTA-NTPNR
MTA Receptacle: Nylon, Tin Plated,
2.54 mm



TE Part # 1-640456-3
13P MTA100 HDR ASSY F/L SQ STR



TE Part # CAT-104MTA-NYLCC
Nylon PCB Connector Covers: 2.54
mm, MTA 100



TE Part # CAT-104MTA-NTPMR
Nylon Tin Plated Receptacle: 2.54 mm,
with Mating Alignment, MTA 100

Also in the Series | MTA 100



Connector Caps & Covers(69)




Connector Contacts(8)




Connector Hardware(1)



Insertion & Extraction Tools(2)



PCB Headers & Receptacles(441)



Standard Rectangular Connectors(495)



Wire-to-Board Connector Assemblies & Housings(1)



Wire-to-Board Headers & Receptacles (441)

Customers Also Bought



TE Part #3-2176483-7
RA73F 2A 1K3 0.1% 5K RL



TE Part #644180-7
13P MTA100 HDR ASSY,MULT OMIT




TE Part #3-2176090-8
RP 1J 0.166W 316K 0.1% 25PPM 1K RL



TE Part #5-1879061-7
CPF 0402 1K8 0.1% 25PPM 5K RL



TE Part #5-146269-5
10 MODII HDR DRST B/A 100 W/HD




TE Part #4-2176475-7
RA73F 1J 17K8 0.1% 1K RL



TE Part #5-2176327-8
CRGP 0805 560K 1%



TE Part #3-2176482-8
RA73F 2A 124R 0.1% 5K RL



TE Part #6-2176482-7
RA73F 2A 249R 0.1% 5K RL



TE Part #5-146220-2
09/10 MODII HDR DRST B/A 100 LF

Documents

Product Drawings

[13P MTA100 HDR ASSY STR W/O#5](#)

English

CAD Files

[3D PDF](#)

3D

Customer View Model

[ENG_CVM_CVM_644180-1_P.2d_dxf.zip](#)



English

Customer View Model

[ENG_CVM_CVM_644180-1_P.3d_igs.zip](#)

English

Customer View Model

[ENG_CVM_CVM_644180-1_P.3d_stp.zip](#)

English

Customer View Model

[ENG_CVM_644180-1_N.3d_igs.zip](#)

English

Customer View Model

[ENG_CVM_644180-1_N.3d_stp.zip](#)

English

Customer View Model

[ENG_CVM_644180-1_N.2d_dxf.zip](#)

English

3D PDF

English

By downloading the CAD file I accept and agree to the [Terms and Conditions](#) of use.

Product Specifications

[Application Specification](#)

English

Agency Approvals

[Agency Approval Document](#)

English