



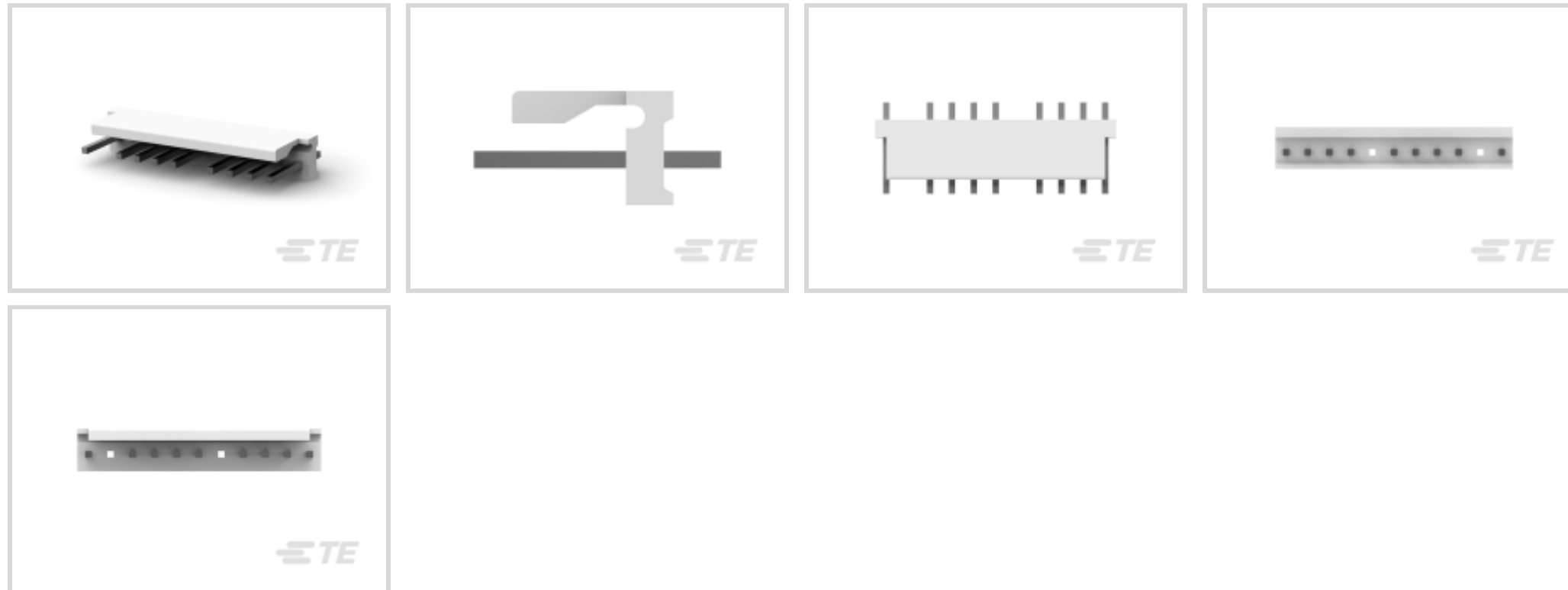
MTA 156

TE Internal #: 643704-8

PCB Mount Header, Vertical, Wire-to-Board, 11 Position, 3.96 mm [.156 in] Centerline, Partially Shrouded, Tin, Through Hole - Solder, Power, MTA 156

[View on TE.com >](#)

Connectors > PCB Connectors > PCB Headers & Receptacles



PCB Connector Assembly Type: **PCB Mount Header**

PCB Mount Orientation: **Vertical**

Connector System: **Wire-to-Board**

Number of Positions: **11**

Number of Rows: **1**

**Features**

**Electrical Characteristics**

Operating Voltage	600 VAC
-------------------	---------

**Dimensions**

Connector Width	7.62 mm[.3 in]
PCB Thickness (Recommended)	1.57 mm[.062 in]
Connector Height	10.79 mm[.425 in]
Connector Length	43.59 mm[1.716 in]

**Other**

Position Locations Omitted	5, 10
Number of Blocked Positions	2
EU RoHS Compliance	Compliant
EU ELV Compliance	Compliant

**Packaging Features**

Packaging Quantity	500
Packaging Method	Package



### Industry Standards

Compatible With Agency/Standards Products	UL, CSA
UL Rating	Recognized
Compatible With Approved Standards Products	UL E28476
Glow Wire Rating	Standard Part - Not Glow Wire
UL Flammability Rating	UL 94V-0

### Usage Conditions

Operating Temperature (Max)	105 °C[221 °F]
Operating Temperature Range	-55 – 105 °C[-67 – 221 °F]

### Mechanical Attachment

Panel Mount Feature	Without
Mating Retention Type	Friction Lock
Mating Retention	With
PCB Mount Retention	Without
PCB Mount Alignment	Without
Connector Mounting Type	Board Mount
Mating Alignment	Without

### Termination Features

Termination Post & Tail Length	3.18 mm[.125 in]
Square Termination Post & Tail Dimension	1.14 mm[.045 in]
Termination Method to PCB	Through Hole - Solder

### Contact Features

Contact Underplating Material	Nickel
Contact Underplating Material Thickness	1.27 µm[50 µin]
Contact Size	1.14mm
Contact Mating Area Plating Material Thickness	2.54 µm[100 µin]
Mating Square Post Dimension	1.14 mm[.045 in]
PCB Contact Termination Area Plating Material Thickness	2.54 µm[100 µin]
Contact Shape & Form	Square
Contact Layout	Inline
Contact Mating Area Length	10.16 mm[.4 in]
Contact Base Material	Copper Alloy



PCB Contact Termination Area Plating Material	Tin
Contact Mating Area Plating Material	Tin
Contact Type	Tab
Contact Current Rating (Max)	14.24 A

### Housing Features

Mating Entry Location	Top
Housing Material	Thermoplastic Polyester - Glass-Filled
Centerline (Pitch)	3.96 mm [.156 in]

### Configuration Features

Number of Columns	11
Number of Loaded Positions	9
Number of Power Positions	9
Connector Contact Load Condition	Selectively Loaded
PCB Mount Orientation	Vertical
Number of Positions	11
Number of Rows	1

### Product Type Features

Mixed & Hybrid Header	No
Connector Shape	Rectangular
PCB Connector Assembly Type	PCB Mount Header
Connector System	Wire-to-Board
Header Type	Partially Shrouded
Sealable	No
Connector & Contact Terminates To	Printed Circuit Board

### Body Features

Primary Product Color	Natural
-----------------------	---------

### Operation/Application

Circuit Application	Power
---------------------	-------

### Product Compliance

[For compliance documentation, visit the product page on TE.com>](#)

EU RoHS Directive 2011/65/EU	Compliant
------------------------------	-----------



EU ELV Directive 2000/53/EC	Compliant
China RoHS 2 Directive MIIT Order No 32, 2016	No Restricted Materials Above Threshold
EU REACH Regulation (EC) No. 1907/2006	Current ECHA Candidate List: JUNE 2024 (241) Candidate List Declared Against: JUNE 2024 (241) Does not contain REACH SVHC
Halogen Content	Not Low Halogen - contains Br or Cl > 900 ppm.
Solder Process Capability	Wave solder capable to 265°C

Product Compliance Disclaimer

This information is provided based on reasonable inquiry of our suppliers and represents our current actual knowledge based on the information they provided. This information is subject to change. The part numbers that TE has identified as EU RoHS compliant have a maximum concentration of 0.1% by weight in homogenous materials for lead, hexavalent chromium, mercury, PBB, PBDE, DBP, BBP, DEHP, DIBP, and 0.01% for cadmium, or qualify for an exemption to these limits as defined in the Annexes of Directive 2011/65/EU (RoHS2). Finished electrical and electronic equipment products will be CE marked as required by Directive 2011/65/EU. Components may not be CE marked. Additionally, the part numbers that TE has identified as EU ELV compliant have a maximum concentration of 0.1% by weight in homogenous materials for lead, hexavalent chromium, and mercury, and 0.01% for cadmium, or qualify for an exemption to these limits as defined in the Annexes of Directive 2000/53/EC (ELV). Regarding the REACH Regulation, the information TE provides on SVHC in articles for this part number is based on the latest European Chemicals Agency (ECHA) 'Guidance on requirements for substances in articles' posted at this URL: <https://echa.europa.eu/guidance-documents/guidance-on-reach>

## Compatible Parts



TE Part # 647581-8  
08P MTA156 HDR ASSY FL/VRT SN



TE Part # 1-640551-1  
11P MTA156 COVER



TE Part # 1-643071-1  
11P MTA156 FD-THRU COVER



TE Part # 1-640445-1  
11P MTA156 HDR ASSY FL/STR SN



TE Part # 4-643818-1  
11P MTA156 CONN ASSY 20AWG YEL



TE Part # 4-643819-1  
11P MTA156 CONN ASSY 22AWG LF



TE Part # 4-643820-1  
11P MTA156 CONN ASSY 24AWG LF



TE Part # 1-641938-1  
08P MTA156 HDR ASSY STR F/L W/



TE Part # 1-643067-1  
11P MTA156 MOLDED COVER



TE Part # 1-640643-1  
11P MTA156 COVER F/T

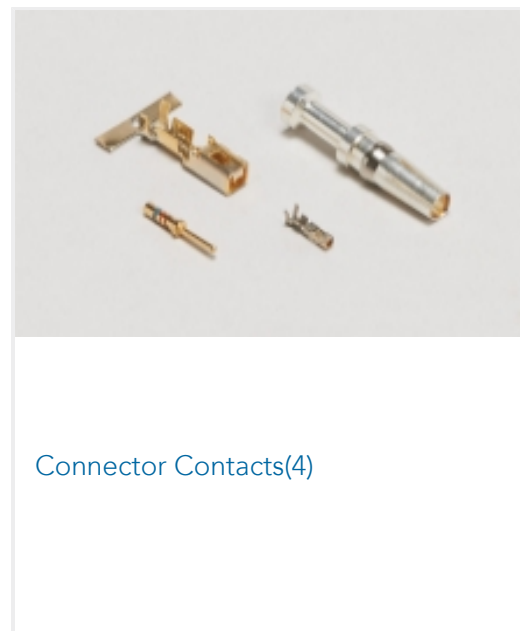


TE Part # 4-643817-1  
11P MTA156 CONN ASSY 18AWG ORA

Also in the Series | **MTA 156**



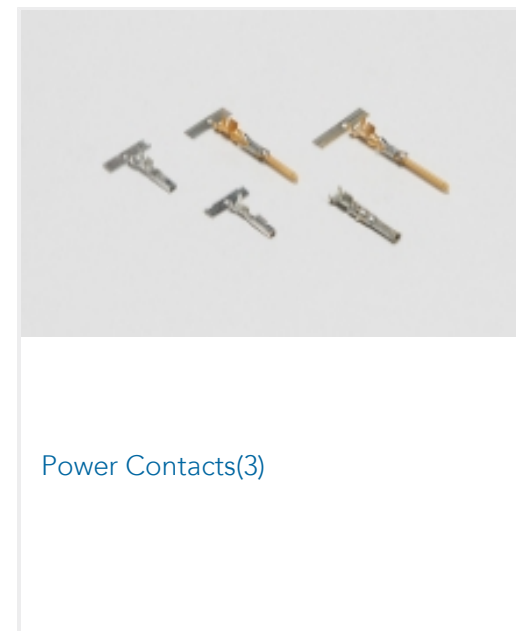
Connector Caps & Covers(89)



Connector Contacts(4)




Connector Hardware(2)



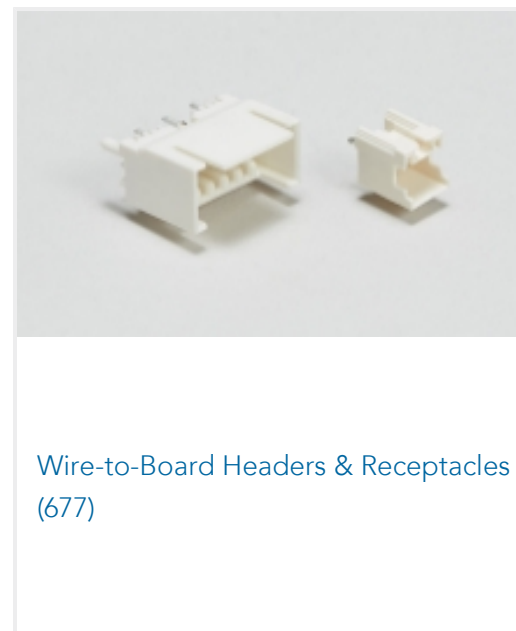
Power Contacts(3)



Rectangular Power Connectors(331)



Standard Rectangular Connectors(336)



Wire-to-Board Headers & Receptacles (677)

Customers Also Bought



TE Part #9-1419136-6  
T9ASSL22-48



TE Part #643493-1  
04P MTA156 HDR ASSY STR W/O#2



TE Part #63951-4  
250 FASTON TAB TPBR



TE Part #640445-2  
02P MTA156 HDR ASSY FL/STR SN



TE Part #1462037-9  
IM02GR=IM RELAY 140mW 4.5V



TE Part #640445-4  
04P MTA156 HDR ASSY FL/STR SN



TE Part #640452-6  
06P MTA100 HDR ASSY SQ STR



## Documents

### Product Drawings

[11P MTA156 HDR ASY FL/STR,OMIT](#)

English

---

### CAD Files

[3D PDF](#)

3D

Customer View Model

[ENG\\_CVM\\_CVM\\_643704-8\\_L.2d\\_dxf.zip](#)

English

Customer View Model

[ENG\\_CVM\\_CVM\\_643704-8\\_L.3d\\_igs.zip](#)

English

Customer View Model

[ENG\\_CVM\\_CVM\\_643704-8\\_L.3d\\_stp.zip](#)

English

By downloading the CAD file I accept and agree to the [Terms and Conditions](#) of use.

---

### Product Specifications

[Application Specification](#)

English

---

### Agency Approvals

[Agency Approval Document](#)

English