

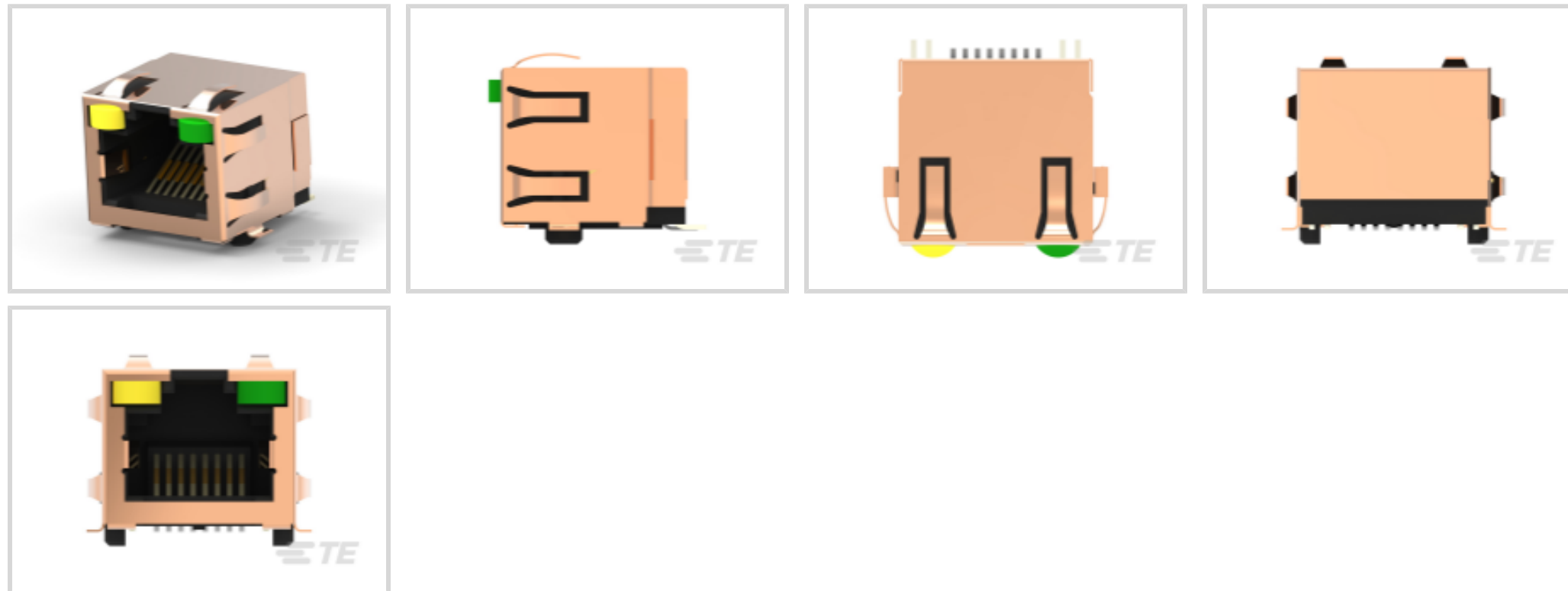


TE Internal #: 6339191-4

RJ45 Connector, Single Port, 1 x 1, Jack, Shielded, Cat 5, Inverted - Latch Up, 8 Position, Standard Profile, Surface Mount, Right Angle, Side Entry

[View on TE.com >](#)

Connectors > Modular Jacks & Plugs > RJ45 Connectors



Modular Jack & Plug Interface Type: **RJ45**

Port Configuration: **Single Port**

Port Matrix Configuration: **1 x 1**

Modular Jacks & Plugs Products: **RJ Type Jacks & Plugs**

Connector Contact Density: **Standard**

## Features

### Product Type Features

Connector Product Type	Connector Assembly
Modular Jack & Plug Interface Type	RJ45
Modular Jacks & Plugs Products	RJ Type Jacks & Plugs
Modular Connector Style	Jack
Grounding Options	PCB and Panel Ground
Connector & Contact Terminates To	Printed Circuit Board

### Configuration Features

Number of PCB Ground Tabs	2
Panel Ground Location	Top and Side
Port Configuration	Single Port
Port Matrix Configuration	1 x 1
Connector Contact Density	Standard
Number of Positions	8
Number of Loaded Positions	8
PCB Mount Orientation	Right Angle

### Body Features

Shield Plating Material	Tin
Shield Plating Finish	Matte
Shield Material	Copper Alloy
LED Color (Top Right)	Yellow
LED Color (Top Left)	Green
Modular Jack Latch Orientation	Inverted - Latch Up
Connector Profile	Standard

### Contact Features

Contact Underplating Material	Nickel
PCB Contact Termination Area Plating Material Finish	Matte
PCB Contact Termination Area Plating Material	Tin
Contact Current Rating (Max)	1.5 A
Contact Mating Area Plating Material	Gold (Au)
Contact Base Material	Phosphor Bronze
Contact Mating Area Plating Material Thickness	1.27 $\mu\text{m}$ [50 $\mu\text{in}$ ]

### Termination Features

Termination Method to PCB	Surface Mount
Termination Post & Tail Length	.86 mm[.03 in]

### Mechanical Attachment

Panel Mount Feature	With
PCB Mount Retention Type	Boardlock
Connector Mounting Type	Board Mount

### Housing Features

Mating Entry Location	Side
Centerline (Pitch)	1.02 mm[.04 in]
Housing Color	Black
Housing Material	Liquid Crystal Polymer (LCP)

### Dimensions

PCB Thickness (Recommended)	1.57 mm[.062 in]
Connector Height	13.35 mm[.525 in]

### Usage Conditions



Operating Temperature Range	-40 – 85 °C[-40 – 185 °F]
-----------------------------	---------------------------

### Operation/Application

Indicator Type	LED
Shielded	Yes
Circuit Application	Signal

### Industry Standards

UL Flammability Rating	UL 94V-0
Performance Category	Cat 5

### Packaging Features

Packaging Quantity	200
Packaging Method	Reel

### Product Compliance

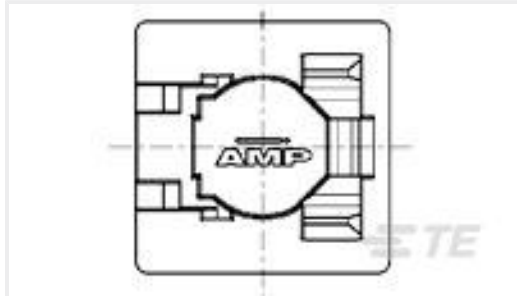
[For compliance documentation, visit the product page on TE.com>](#)

EU RoHS Directive 2011/65/EU	Compliant
EU ELV Directive 2000/53/EC	Compliant
China RoHS 2 Directive MIIT Order No 32, 2016	有害物质含量符合标准要求 No Restricted Substance(s) Above Threshold
EU REACH Regulation (EC) No. 1907/2006	Current ECHA Candidate List: JUNE 2025 (250) Candidate List Declared Against: JUNE 2025 (250) Does not contain REACH SVHC
Halogen Content	Low Halogen - Br, Cl, F < 900 ppm per homogenous material. Also BFR/CFR/PVC Free
Solder Process Capability	Reflow solder capable to 245°C

#### Product Compliance Disclaimer

This information is provided based on reasonable inquiry of our suppliers and represents our current actual knowledge based on the information they provided. This information is subject to change. The part numbers that TE has identified as EU RoHS compliant have a maximum concentration of 0.1% by weight in homogenous materials for lead, hexavalent chromium, mercury, PBB, PBDE, DBP, BBP, DEHP, DIBP, and 0.01% for cadmium, or qualify for an exemption to these limits as defined in the Annexes of Directive 2011/65/EU (RoHS2). Finished electrical and electronic equipment products will be CE marked as required by Directive 2011/65/EU. Components may not be CE marked. Additionally, the part numbers that TE has identified as EU ELV compliant have a maximum concentration of 0.1% by weight in homogenous materials for lead, hexavalent chromium, and mercury, and 0.01% for cadmium, or qualify for an exemption to these limits as defined in the Annexes of Directive 2000/53/EC (ELV). Regarding the REACH Regulation, the information TE provides on SVHC in articles for this part number is based on the latest European Chemicals Agency (ECHA) 'Guidance on requirements for substances in articles' posted at this URL: <https://echa.europa.eu/guidance-documents/guidance-on-reach>

## Compatible Parts



TE Part # 188729-1  
8P.COVER/SOLD.STOP


## Customers Also Bought



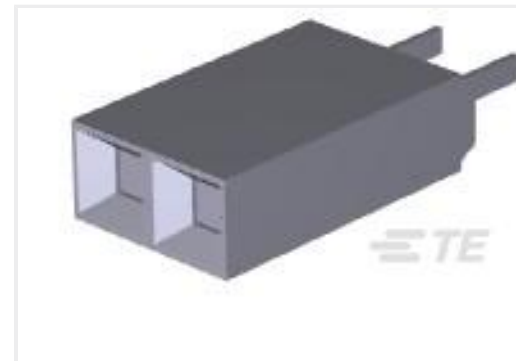
TE Part #354056-E  
SMCB 20 F AB VV 7-13 CL \* H007 137 E002



TE Part #5-103904-7  
08 MTE HDR SRRA LATCH W/HLDWN



TE Part #5-103908-3  
04 MTE HDR SRST LATCH W/HLDWN



TE Part #5-534206-1  
02 MODII VRT DR CE 100/115



TE Part #1-825440-0  
MOD 2 PINHDR 2X10P.



TE Part #880584-1  
SHUNT CONNECTOR




TE Part #5-1775443-2  
EMIX CONN., 1.5MM PITCH, HDR, V /T, 2P



TE Part #5-1879021-3  
SMW3 15R 5%



TE Part #6-1879021-1  
SMW3 33R 5%



TE Part #1759503-1  
mini PCI-E 8H Type I PKG G/F

## Documents

[CAD Files](#)

[3D PDF](#)

[3D](#)

[Customer View Model](#)

[ENG\\_CVM\\_CVM\\_6339191-4\\_D\\_c-6339191-4-d.2d\\_dxf.zip](#)

[English](#)



### Customer View Model

[ENG\\_CVM\\_CVM\\_6339191-4\\_D\\_c-6339191-4-d.3d\\_igs.zip](#)

English

### Customer View Model

[ENG\\_CVM\\_CVM\\_6339191-4\\_D\\_c-6339191-4-d.3d\\_stp.zip](#)

English

By downloading the CAD file I accept and agree to the [Terms and Conditions](#) of use.

### Product Specifications

[Application Specification](#)

English

### Agency Approvals

[CSA Certificate](#)

English