

61794-1 ✓ ACTIVE

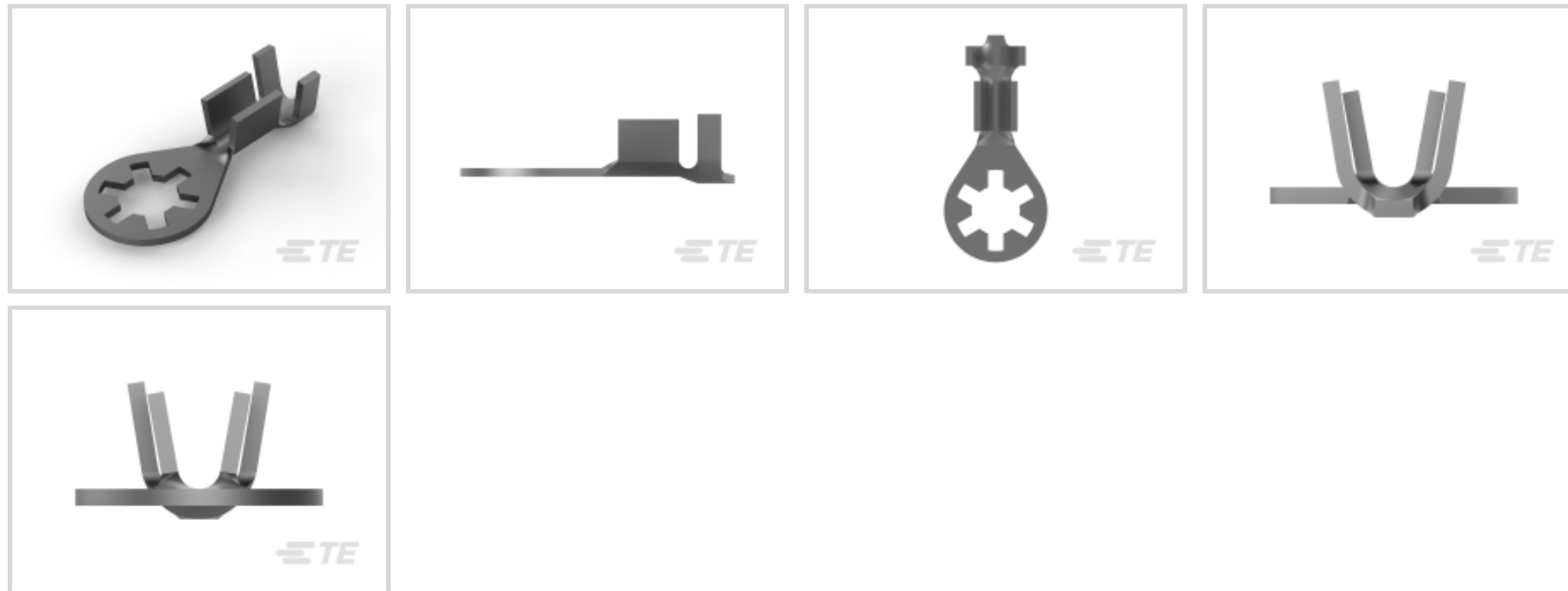
TE Internal #: 61794-1

Closed Ring Tongue Terminal, 18 – 14 AWG, #8 / M4 Stud, 4.17 mm [.164 in] Stud Diameter, Open Barrel, Straight, Tin Plating, Uninsulated

[View on TE.com >](#)



Terminals & Splices > Ring Terminals



Ring Terminal Product Type: Closed Ring Tongue Terminal

Wire Size: 1624 – 4106 CMA

Stud Size: #8, M4

Features

Configuration Features

Number of Holes	1
-----------------	---

Mechanical Attachment

Wire Insulation Support	With
-------------------------	------

Industry Standards

Government Qualified Terminal	No
-------------------------------	----

Packaging Features

Packaging Quantity	9000
--------------------	------

Packaging Method	Strip/Reel
------------------	------------

Contact Features

Contact Base Material	Steel
-----------------------	-------

Barrel Type	Open
-------------	------

Terminal Orientation	Straight
----------------------	----------

Terminal Plating Material	Tin
---------------------------	-----

Contact Underplating Material	None
-------------------------------	------

Dimensions

--	--



	.105 in
Wire Size	1624 – 4106 CMA
Stud Diameter	4.17 mm [.164 in]
Tongue Thickness	.76 mm [.03 in]
Product Length	19.56 mm [.77 in]
Barrel Inside Diameter	1.62 mm, 3.17 mm [.125 in] [.064 in]
Compatible Insulation Diameter (Max)	3.68 mm [.145 in]
Compatible Insulation Diameter Range	2.67 – 3.68 mm [.105 – .145 in]

Product Type Features

Shape Description	Anti-Rotational/Grounding
Ring Terminal Product Type	Closed Ring Tongue Terminal
Stud Size	#8, M4
Sealable	No
Compatible With Discrete Wire Type	Stranded
Wire Insulation Support Retention Type	Insulation Support

Usage Conditions

Insulation Option	Uninsulated
Operating Temperature Range	-40 – 110 °C [-40 – 230 °F]

Operation/Application

Compatible With Wire Base Material	Copper
------------------------------------	--------

Other

EU RoHS Compliance	Compliant
EU ELV Compliance	Compliant

Product Compliance

[For compliance documentation, visit the product page on TE.com>](#)

EU RoHS Directive 2011/65/EU	Compliant
EU ELV Directive 2000/53/EC	Compliant
China RoHS 2 Directive MIIT Order No 32, 2016	No Restricted Materials Above Threshold
EU REACH Regulation (EC) No. 1907/2006	Current ECHA Candidate List: JUNE 2024 (241) Candidate List Declared Against: JUNE 2024 (241) Does not contain REACH SVHC

Halogen Content

Low Halogen - Br, Cl, F, I < 900 ppm per homogenous material. Also BFR/CFR/PVC Free

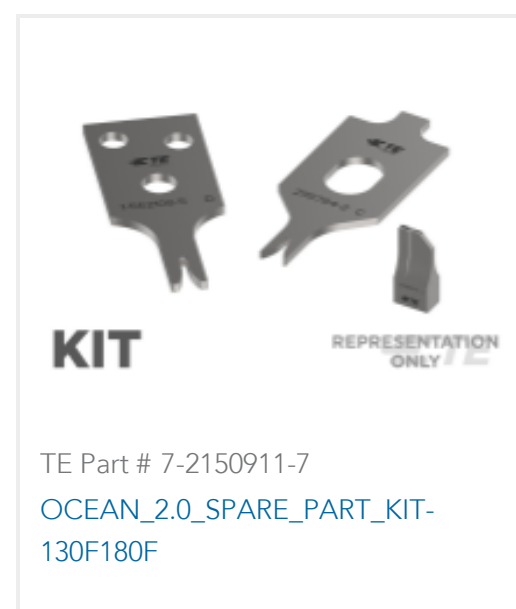
Solder Process Capability

Not applicable for solder process capability

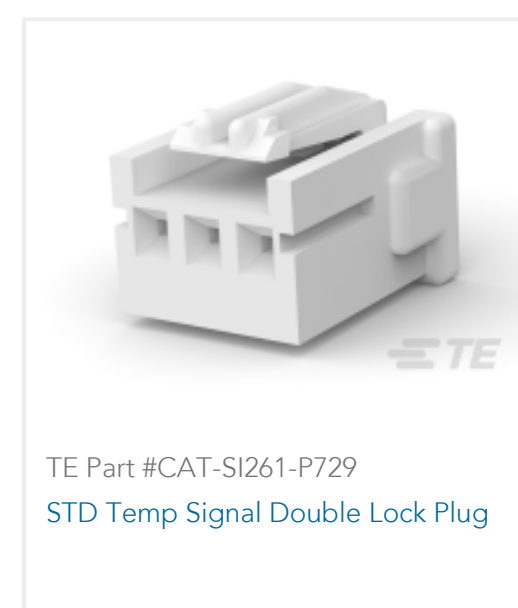
Product Compliance Disclaimer

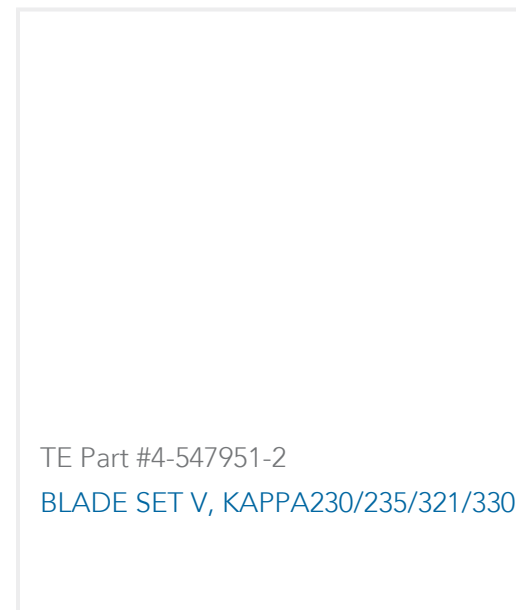

This information is provided based on reasonable inquiry of our suppliers and represents our current actual knowledge based on the information they provided. This information is subject to change. The part numbers that TE has identified as EU RoHS compliant have a maximum concentration of 0.1% by weight in homogenous materials for lead, hexavalent chromium, mercury, PBB, PBDE, DBP, BBP, DEHP, DIBP, and 0.01% for cadmium, or qualify for an exemption to these limits as defined in the Annexes of Directive 2011/65/EU (RoHS2). Finished electrical and electronic equipment products will be CE marked as required by Directive 2011/65/EU. Components may not be CE marked. Additionally, the part numbers that TE has identified as EU ELV compliant have a maximum concentration of 0.1% by weight in homogenous materials for lead, hexavalent chromium, and mercury, and 0.01% for cadmium, or qualify for an exemption to these limits as defined in the Annexes of Directive 2000/53/EC (ELV). Regarding the REACH Regulation, the information TE provides on SVHC in articles for this part number is based on the latest European Chemicals Agency (ECHA) 'Guidance on requirements for substances in articles' posted at this URL: <https://echa.europa.eu/guidance-documents/guidance-on-reach>

Compatible Parts



Customers Also Bought





Documents

Product Drawings

RING 18-14 AWG TPST

English

CAD Files

3D PDF

3D

Customer View Model

[ENG_CVM_CVM_61794-1_AW.2d_dxf.zip](#)

English

Customer View Model

[ENG_CVM_CVM_61794-1_AW.3d_igs.zip](#)

English

Customer View Model

[ENG_CVM_CVM_61794-1_AW.3d_stp.zip](#)

English

By downloading the CAD file I accept and agree to the [Terms and Conditions](#) of use.

Product Specifications

Application Specification

English