

60920-1 ✓ ACTIVE

FASTON | FASTON 187


TE Internal #: 60920-1

Tab, 4.75 mm [.187 in] Tab Width, 3.68 mm [.145 in] PCB Hole,
Through Hole - Screw, Unplated Plating, Bag, FASTON 187, PCB
Terminals

[View on TE.com >](#)



Terminals & Splices > PCB Terminals



PCB Terminal Type: **Tab**

Mating Tab Width: **4.75 mm [.187 in]**

Mating Tab Thickness: **.51 mm [.02 in]**

PCB Hole Diameter: **3.68 mm [.145 in]**

Termination Method to PCB: **Through Hole - Screw**

Features

Product Type Features

Insertion Force	Normal
Terminal Features	Stud Hole

Usage Conditions

Insulation Option	Uninsulated
Operating Temperature Range	-40 – 105 °C[-40 – 221 °F]

Packaging Features

Packaging Quantity	1000
Packaging Method	Bag

Dimensions

Stud Diameter	3.68 mm[.145 in]
PCB Hole Diameter	3.68 mm[.145 in]

Contact Features

PCB Terminal Type	Tab
-------------------	-----



Mating Tab Width	4.75 mm[.187 in]
Mating Tab Thickness	.51 mm[.02 in]
Terminal Plating Material	Unplated
Contact Underplating Material	None
Terminal Size	4.75
Terminal Orientation	Straight

Termination Features

Termination Method to PCB	Through Hole - Screw
Product Terminates To	Printed Circuit Board

Other

EU RoHS Compliance	Compliant
EU ELV Compliance	Compliant

Product Compliance

[For compliance documentation, visit the product page on TE.com>](#)

EU RoHS Directive 2011/65/EU	Compliant
EU ELV Directive 2000/53/EC	Compliant
China RoHS 2 Directive MIIT Order No 32, 2016	No Restricted Materials Above Threshold
EU REACH Regulation (EC) No. 1907/2006	Current ECHA Candidate List: JUNE 2024 (241) Candidate List Declared Against: JUNE 2024 (241) Does not contain REACH SVHC
Halogen Content	Low Halogen - Br, Cl, F, I < 900 ppm per homogenous material. Also BFR/CFR/PVC Free
Solder Process Capability	Not applicable for solder process capability

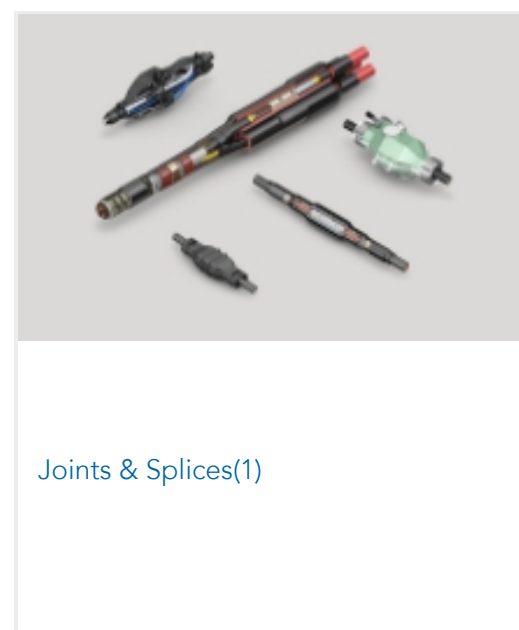
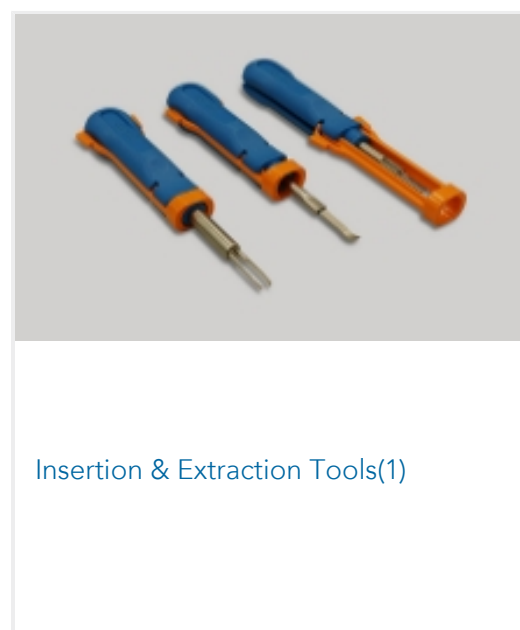
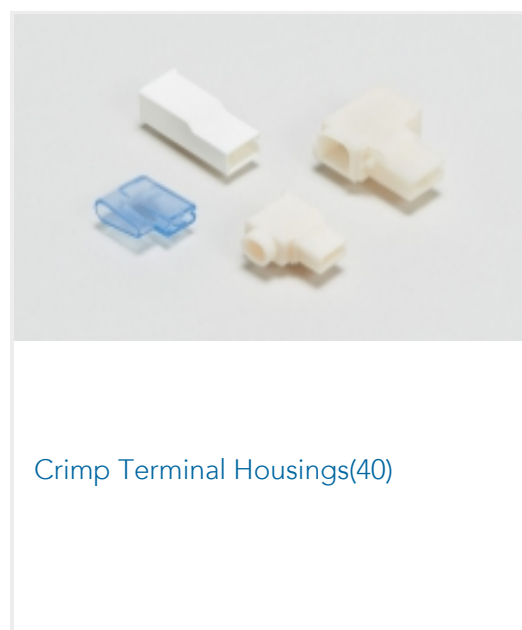
Product Compliance Disclaimer

This information is provided based on reasonable inquiry of our suppliers and represents our current actual knowledge based on the information they provided. This information is subject to change. The part numbers that TE has identified as EU RoHS compliant have a maximum concentration of 0.1% by weight in homogenous materials for lead, hexavalent chromium, mercury, PBB, PBDE, DBP, BBP, DEHP, DIBP, and 0.01% for cadmium, or qualify for an exemption to these limits as defined in the Annexes of Directive 2011/65/EU (RoHS2). Finished electrical and electronic equipment products will be CE marked as required by Directive 2011/65/EU. Components may not be CE marked. Additionally, the part numbers that TE has identified as EU ELV compliant have a maximum concentration of 0.1% by weight in homogenous materials for lead, hexavalent chromium, and mercury, and 0.01% for cadmium, or qualify for an exemption to these limits as defined in the Annexes of Directive 2000/53/EC (ELV). Regarding the REACH Regulation, the information TE provides on SVHC in articles for this part number is based on the latest European Chemicals Agency (ECHA) 'Guidance on requirements for substances in articles' posted at this URL: <https://echa.europa.eu/guidance-documents/guidance-on-reach>

Compatible Parts



Also in the Series | FASTON 187





PCB Terminals(42)

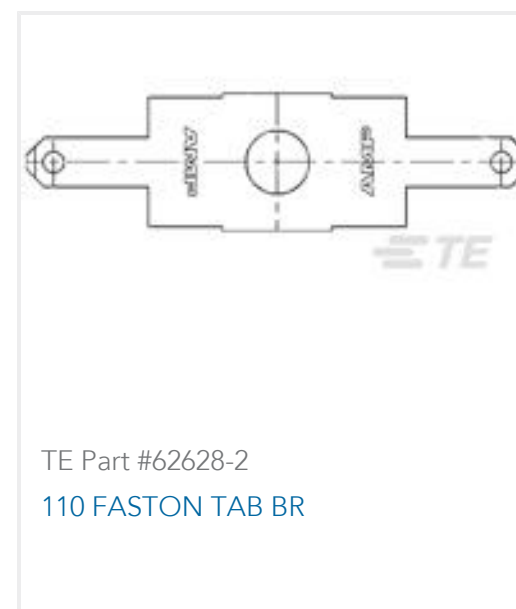


Quick Disconnects(207)



Splices(1)

Customers Also Bought

TE Part #3-350820-2
ULTRAFast 250 ASSY REC 16-14
TPBR LPTE Part #42117-2
250 FASTON TAB TPBRTE Part #60920-5
187 FASTON TAB TPBRTE Part #1060-12-0166
PIN, SF, SIZE 12, 12-14, NI/SNTE Part #7-1393211-1
T92P7D22-24TE Part #62627-2
250 FASTON TAB BRTE Part #62627-3
250 FASTON TAB BRTE Part #62628-2
110 FASTON TAB BRTE Part #170377-2
EIS CONN PIN CONTACTTE Part #172213-3
EIS CAP HSG PANEL MOUNT 3P
NATURAL

Documents

Product Drawings

[187 FASTON TAB BR](#)

English

CAD Files

[3D PDF](#)

3D

[Customer View Model](#)

[ENG_CVM_CVM_60920-1_P.2d_dxf.zip](#)

60920-1

Tab, 4.75 mm [.187 in] Tab Width, 3.68 mm [.145 in] PCB Hole, Through Hole - Screw, Unplated Plating, Bag, FASTON 187, PCB Terminals



English

Customer View Model

[ENG_CVM_CVM_60920-1_P.3d_igs.zip](#)

English

Customer View Model

[ENG_CVM_CVM_60920-1_P.3d_stp.zip](#)

English

By downloading the CAD file I accept and agree to the [Terms and Conditions](#) of use.