

60755-2 ✓ ACTIVE

FASTON | FASTON 187

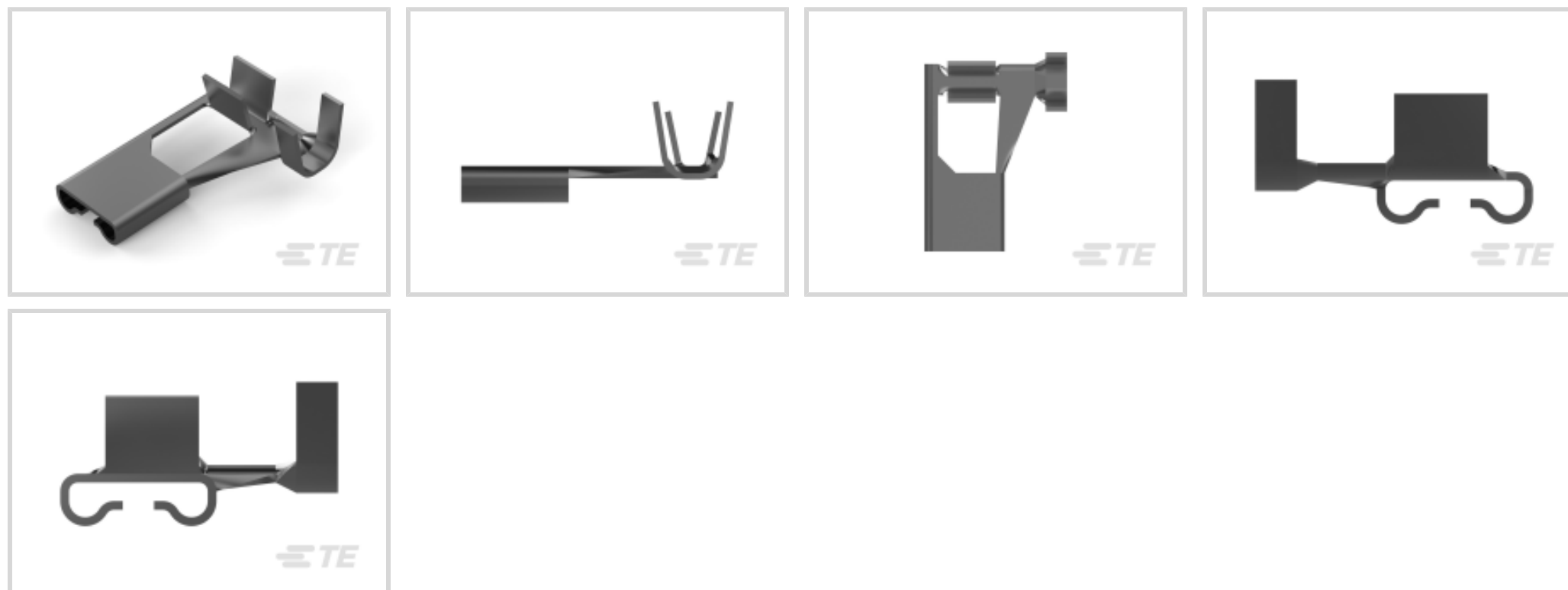
TE Internal #: 60755-2

Quick Disconnect Receptacle, 20 – 16 AWG, .51 – 1.31 mm² Wire, 4.75 mm [.187 in] Tab Width, Flag, Brass, Tin Plating, Strip/Reel, F-Crimp, FASTON 187

[View on TE.com >](#)



Terminals & Splices > Quick Disconnects



Quick Disconnect Terminal Type: **Receptacle**

Wire Size: .51 – 1.31 mm²

Mating Tab Width: 4.75 mm [.187 in]

Mating Tab Thickness: .51 mm [.02 in]

Features

Industry Standards

| | |
|---|---------|
| Compatible With Agency/Standards Products | UL, CSA |
|---|---------|

Termination Features

| | |
|-----------------------|--------------|
| Product Terminates To | Wire & Cable |
|-----------------------|--------------|

Configuration Features

| | |
|-----------------------------------|---------------|
| Compatible With Wire & Cable Type | Discrete Wire |
|-----------------------------------|---------------|

| | |
|---------------------|--------|
| Connection Capacity | Single |
|---------------------|--------|

Mechanical Attachment

| | |
|-------------------------|------|
| Wire Insulation Support | With |
|-------------------------|------|

| | |
|-----------------------|--------|
| Mating Retention Type | Dimple |
|-----------------------|--------|

Packaging Features

| | |
|--------------------|------|
| Packaging Quantity | 4000 |
|--------------------|------|

| | |
|------------------|------------|
| Packaging Method | Strip/Reel |
|------------------|------------|

Dimensions

| | |
|--------------------------------------|-----------------------------|
| Compatible Insulation Diameter Range | 2.3 – 3.3 mm [.09 – .13 in] |
|--------------------------------------|-----------------------------|



| | |
|-----------------------------|----------------|
| Terminal Material Thickness | .3 mm[.012 in] |
|-----------------------------|----------------|

| | |
|-----------|----------------------------|
| Wire Size | .51 – 1.31 mm ² |
|-----------|----------------------------|

Product Type Features

| | |
|-----------------|--------|
| Insertion Force | Normal |
|-----------------|--------|

Contact Features

| | |
|--------------------------------|------------|
| Quick Disconnect Terminal Type | Receptacle |
|--------------------------------|------------|

| | |
|------------------|------------------|
| Mating Tab Width | 4.75 mm[.187 in] |
|------------------|------------------|

| | |
|----------------------|----------------|
| Mating Tab Thickness | .51 mm[.02 in] |
|----------------------|----------------|

| | |
|----------------------|------|
| Terminal Orientation | Flag |
|----------------------|------|

| | |
|-----------------------|-------|
| Contact Base Material | Brass |
|-----------------------|-------|

| | |
|---------------------------|-----|
| Terminal Plating Material | Tin |
|---------------------------|-----|

| | |
|------------|---------|
| Crimp Type | F-Crimp |
|------------|---------|

| | |
|-------------|------|
| Barrel Type | Open |
|-------------|------|

Usage Conditions

| | |
|-------------------|-------------|
| Insulation Option | Uninsulated |
|-------------------|-------------|

| | |
|-----------------------------|----------------------------|
| Operating Temperature Range | -40 – 110 °C[-40 – 230 °F] |
|-----------------------------|----------------------------|

Other

| | |
|--------------------|-----------|
| EU RoHS Compliance | Compliant |
|--------------------|-----------|

| | |
|-------------------|-----------|
| EU ELV Compliance | Compliant |
|-------------------|-----------|

Product Compliance

[For compliance documentation, visit the product page on TE.com>](#)

| | |
|------------------------------|-----------|
| EU RoHS Directive 2011/65/EU | Compliant |
|------------------------------|-----------|

| | |
|-----------------------------|-----------|
| EU ELV Directive 2000/53/EC | Compliant |
|-----------------------------|-----------|

| | |
|---|---|
| China RoHS 2 Directive MIIT Order No 32, 2016 | No Restricted Materials Above Threshold |
|---|---|

| | |
|--|---|
| EU REACH Regulation (EC) No. 1907/2006 | Current ECHA Candidate List: JUNE 2024 (241) Candidate List Declared Against: JUNE 2024 (241) Does not contain REACH SVHC |
|--|---|

| | |
|-----------------|---|
| Halogen Content | Low Halogen - Br, Cl, F, I < 900 ppm per homogenous material. Also BFR/CFR/PVC Free |
|-----------------|---|

| | |
|---------------------------|--|
| Solder Process Capability | Not applicable for solder process capability |
|---------------------------|--|

Product Compliance Disclaimer


This information is provided based on reasonable inquiry of our suppliers and represents our current actual knowledge based on the information they provided. This information is subject to change. The part numbers that TE has identified as EU RoHS compliant have a maximum concentration of 0.1% by weight in homogenous materials for lead, hexavalent chromium, mercury, PBB, PBDE, DBP, BBP, DEHP, DIBP, and 0.01% for cadmium, or qualify for an exemption to these limits as defined in the Annexes of Directive 2011/65/EU (RoHS2). Finished electrical and electronic equipment products will be CE marked as required by Directive 2011/65/EU. Components may not be CE marked. Additionally, the part numbers that TE has identified as EU ELV compliant have a maximum concentration of 0.1% by weight in homogenous materials for lead, hexavalent chromium, and mercury, and 0.01% for cadmium, or qualify for an exemption to these limits as defined in the Annexes of Directive 2000/53/EC (ELV). Regarding the REACH Regulation, the information TE provides on SVHC in articles for this part number is based on the latest European Chemicals Agency (ECHA) 'Guidance on requirements for substances in articles' posted at this URL: <https://echa.europa.eu/guidance-documents/guidance-on-reach>

Compatible Parts

Also in the Series | **FASTON 187**



Crimp Terminal Housings(40)



Insertion & Extraction Tools(1)



Insulation Boots & Sleeves(1)



Joints & Splices(1)



PCB Terminals(42)



Quick Disconnects(207)




Splices(1)

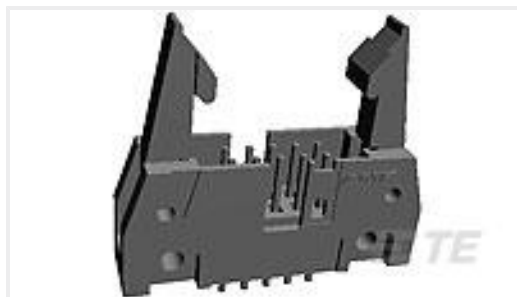
Customers Also Bought



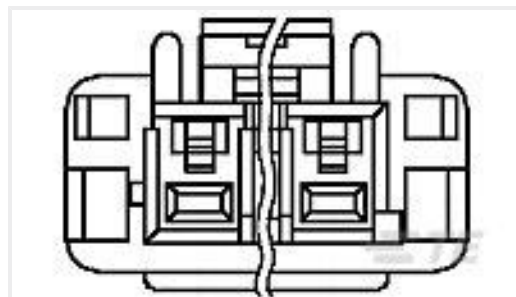
TE Part #1376396-1
5MM POWER KEY D/L PLATE GREEN



TE Part #1742086-1
187 FASTON,FLAG,REC.,18-22 AWG, BR



TE Part #5499910-6
A/L UNIV HDR 26P VERT SHT LAT



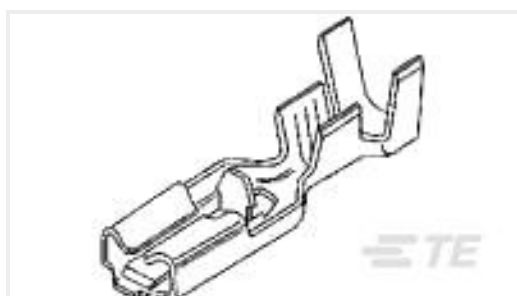
TE Part #1376390-1
5MM POWER KEY 4P PLUG HSG NUT



TE Part #177907-1
POWER DBL LOCK CAP P/M 3P




TE Part #1-1744417-1
11 POS EP 2.5 HSG, GLOW WIRE



TE Part #63407-2
PL 187 TERMINAL REC 0.2-0.5 MM2 PTPBR



TE Part #1744416-9
9 POS EP II HSG, GLOW WIRE



TE Part #1742087-2
187 FASTON,FLAG,REC.,18-22 AWG, TPBR



TE Part #61556-1
RING 22-16 AWG .0245 X .435 TPST

Documents



Product Drawings

187 FASTON FLAG REC 20-16 AWG TPBR

English

CAD Files

Customer View Model

[ENG_CVM_CVM_60755-2_AF.2d_dxf.zip](#)

English

3D PDF

3D

Customer View Model

[ENG_CVM_CVM_60755-2_AF.3d_igs.zip](#)

English

Customer View Model

[ENG_CVM_CVM_60755-2_AF.3d_stp.zip](#)

English

By downloading the CAD file I accept and agree to the [Terms and Conditions](#) of use.

Product Specifications

Application Specification

English

Agency Approvals

UL Report

English