

6-2232546-1 ✓ ACTIVE

GRACE INERTIA 2.5

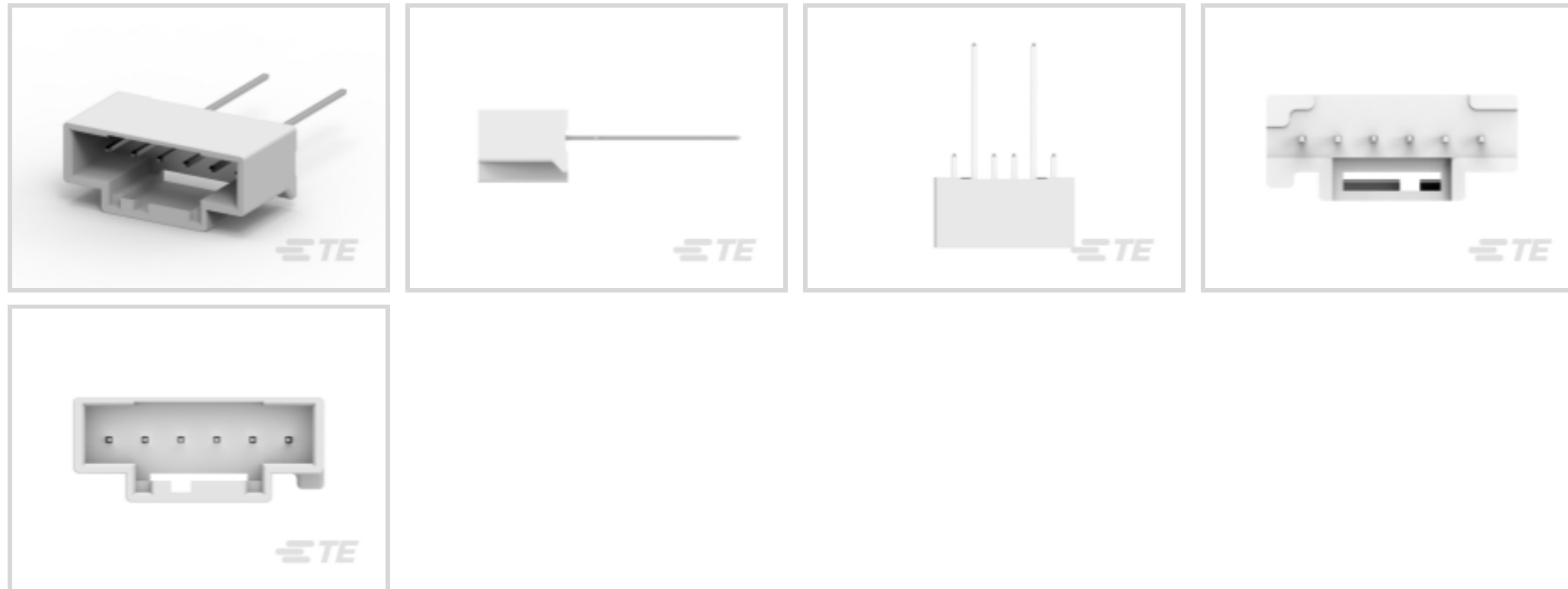
TE Internal #: 6-2232546-1

PCB Mount Header, Vertical, Wire-to-Board, 6 Position, 2.5 mm [.098 in] Centerline, Fully Shrouded, Tin, Through Hole - Solder, GRACE INERTIA 2.5

[View on TE.com >](#)



Connectors > PCB Connectors > PCB Headers & Receptacles



PCB Connector Assembly Type: **PCB Mount Header**

PCB Mount Orientation: **Vertical**

Connector System: **Wire-to-Board**

Number of Positions: **6**

Number of Rows: **1**

Features

Electrical Characteristics

Operating Voltage	50 VDC
-------------------	--------

Dimensions

PCB Thickness (Recommended)	1.6 mm, 2 mm [.062 in][.078 in]
-----------------------------	---------------------------------

Connector Length	17.5 mm [.688 in]
------------------	-------------------

Packaging Features

Packaging Quantity	450
--------------------	-----

Packaging Method	Carton
------------------	--------

Industry Standards

Glow Wire Rating	Standard Part - Not Glow Wire
------------------	-------------------------------

UL Flammability Rating	UL 94V-0
------------------------	----------

Usage Conditions

Operating Temperature (Max)	105 °C [221 °F]
-----------------------------	-----------------

Operating Temperature Range	-30 – 105 °C [-22 – 221 °F]
-----------------------------	-----------------------------



Body Features

Connector & Keying Code	A
Primary Product Color	Natural

Mechanical Attachment

Panel Mount Feature	Without
Mating Retention	Without
Mating Alignment Type	Keyed
PCB Mount Retention	Without
PCB Mount Alignment	Without
Connector Mounting Type	Board Mount
Mating Alignment	With

Termination Features

Termination Post & Tail Length	16.85 mm, 3 mm[.663 in][.118 in]
Square Termination Post & Tail Dimension	.5 mm[.02 in]
Termination Method to PCB	Through Hole - Solder

Contact Features

Contact Underplating Material	Nickel
Contact Underplating Material Thickness	1.27 μ m[50 μ in]
Contact Size	.5mm
Contact Mating Area Plating Material Thickness	1 μ m[39.37 μ in]
Mating Square Post Dimension	.5 mm[.02 in]
PCB Contact Termination Area Plating Material Thickness	1 μ m[39.37 μ in]
Contact Shape & Form	Square
Contact Layout	Inline
Contact Mating Area Length	3.8 mm[.149 in]
Contact Base Material	Brass
PCB Contact Termination Area Plating Material	Tin
Contact Mating Area Plating Material	Tin
Contact Type	Tab
Contact Current Rating (Max)	3 A

Housing Features

Mating Entry Location	Top
-----------------------	-----



Housing Material	66 Nylon (GF)
------------------	---------------

Centerline (Pitch)	2.5 mm [.098 in]
--------------------	------------------

Configuration Features

Number of Columns	6
-------------------	---

Number of Loaded Positions	6
----------------------------	---

Number of Signal Positions	6
----------------------------	---

Connector Contact Load Condition	Fully Loaded
----------------------------------	--------------

PCB Mount Orientation	Vertical
-----------------------	----------

Number of Positions	6
---------------------	---

Number of Rows	1
----------------	---

Product Type Features

Mixed & Hybrid Header	No
-----------------------	----

Connector Shape	Rectangular
-----------------	-------------

PCB Connector Assembly Type	PCB Mount Header
-----------------------------	------------------

Connector System	Wire-to-Board
------------------	---------------

Header Type	Fully Shrouded
-------------	----------------

Sealable	No
----------	----

Connector & Contact Terminates To	Printed Circuit Board
-----------------------------------	-----------------------

Operation/Application

Circuit Application	Signal
---------------------	--------

Other

EU RoHS Compliance	Compliant
--------------------	-----------

EU ELV Compliance	Compliant
-------------------	-----------

Product Compliance

[For compliance documentation, visit the product page on TE.com>](#)

EU RoHS Directive 2011/65/EU	Compliant
------------------------------	-----------

EU ELV Directive 2000/53/EC	Compliant
-----------------------------	-----------

China RoHS 2 Directive MIIT Order No 32, 2016	No Restricted Materials Above Threshold
---	---

EU REACH Regulation (EC) No. 1907/2006	Current ECHA Candidate List: JUNE 2024 (241) Candidate List Declared Against: JUNE 2024 (241) Does not contain REACH SVHC
--	---









Halogen Content	Not Low Halogen - contains Br or Cl > 900 ppm.
-----------------	--

Solder Process Capability	Not reviewed for solder process capability
---------------------------	--

Product Compliance Disclaimer

This information is provided based on reasonable inquiry of our suppliers and represents our current actual knowledge based on the information they provided. This information is subject to change. The part numbers that TE has identified as EU RoHS compliant have a maximum concentration of 0.1% by weight in homogenous materials for lead, hexavalent chromium, mercury, PBB, PBDE, DBP, BBP, DEHP, DIBP, and 0.01% for cadmium, or qualify for an exemption to these limits as defined in the Annexes of Directive 2011/65/EU (RoHS2). Finished electrical and electronic equipment products will be CE marked as required by Directive 2011/65/EU. Components may not be CE marked. Additionally, the part numbers that TE has identified as EU ELV compliant have a maximum concentration of 0.1% by weight in homogenous materials for lead, hexavalent chromium, and mercury, and 0.01% for cadmium, or qualify for an exemption to these limits as defined in the Annexes of Directive 2000/53/EC (ELV). Regarding the REACH Regulation, the information TE provides on SVHC in articles for this part number is based on the latest European Chemicals Agency (ECHA) 'Guidance on requirements for substances in articles' posted at this URL: <https://echa.europa.eu/guidance-documents/guidance-on-reach>

Compatible Parts


 <p>TE Part # 2232983-1 EP 2.5 LIF RCPT CONTACT, 24-20 AWG</p>	 <p>TE Part # 1744423-1 EP 2.5 RCPT CONTACT, 24-20 AWG</p>	 <p>TE Part # 6-1971794-1 NEW GI CONN2.5 TPA 6P BLACK</p>	 <p>TE Part # 6-1971793-5 NEW GI CONN2.5 PLUG HSG 6P BLK</p>
 <p>TE Part # 2232905-1 EP 2.5 LIF RCPT CONTACT, 26-22 AWG</p>	 <p>TE Part # 6-1971793-1 NEW GI CONN2.5 PLUG HSG 6P NC</p>		

Also in the Series | GRACE INERTIA 2.5


 <p>Connector Contacts(6)</p>	 <p>Connector Hardware(7)</p>	 <p>PCB Headers & Receptacles(173)</p>	 <p>Power Contacts(2)</p>
--	---	---	--




Rectangular Connector Housings(49)



Standard Rectangular Connectors(49)

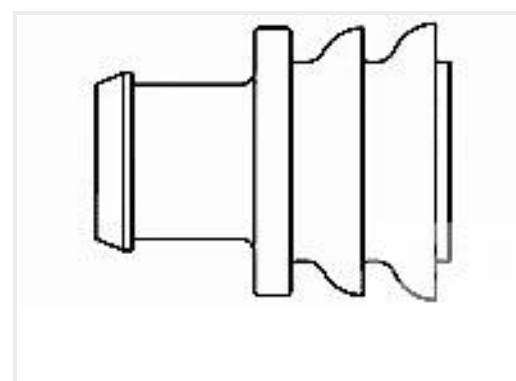


Wire-to-Board Connector Assemblies & Housings(47)



Wire-to-Board Headers & Receptacles (173)

Customers Also Bought

TE Part #CAT-AM71-CH8172
AMP SUPERSEAL 1.5MM,
CONNECTOR HOUSINGTE Part #206070-8
CABLE CLAMP KIT #17TE Part #DT04-2P
REC, 2P, GRY, NTE Part #DT06-2S
PLG, 2P, GRY, NTE Part #CAT-D487-W416
Wedgelocks: DEUTSCH DTTE Part #CAT-D48-ST273
DEUTSCH Solid ContactsTE Part #281934-2
SINGLE WIRE SEAL

Documents

Product Drawings

[GI2.5 HDR ASS 6P NC NO BOSS TAPE](#)

English

CAD Files

[3D PDF](#)

3D

Customer View Model

[ENG_CVM_CVM_6-2232546-1_A.2d_dxf.zip](#)

English

Customer View Model

[ENG_CVM_CVM_6-2232546-1_A.3d_igs.zip](#)

English

Customer View Model

[ENG_CVM_CVM_6-2232546-1_A.3d_stp.zip](#)

English

By downloading the CAD file I accept and agree to the [Terms and Conditions](#) of use.



Product Specifications

Product Specification

English

Agency Approvals

UL Report

English