



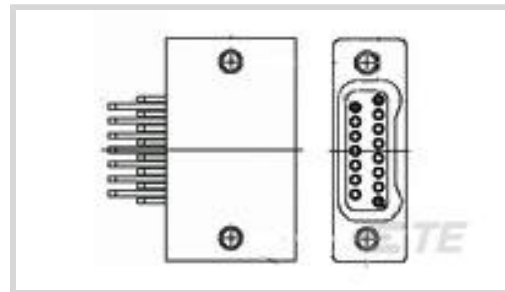
Nanonics

TE Internal #: 6-1589483-0

Receptacle, Wire-to-Board, 51 Position, .64 mm [.025 in] Centerline, Printed Circuit Board, Power, Microminiature & Nanominiature D Connectors

[View on TE.com >](#)

Connectors > D-Shaped Connectors > Microminiature & Nanominiature D Connectors > DUALLOBE Receptacle Connectors: Metal Shell, 51 Pin/2 row



Connector & Housing Type: **Receptacle**

Connector System: **Wire-to-Board**

Number of Positions: **51**

Centerline (Pitch): **.64 mm [.025 in]**

Sealable: **No**

[All DUALLOBE Receptacle Connectors: Metal Shell, 51 Pin/2 row \(10\)](#)

Features

Termination Features

Termination Method to PCB	Surface Mount
Termination Method to Wire & Cable	Preterminated Flying Leads

Contact Features

Contact Type	Socket
Contact Options	Installed
Contact Current Rating (Max)	1 A

Product Type Features

Connector & Housing Type	Receptacle
Connector System	Wire-to-Board
Sealable	No
Connector & Contact Terminates To	Printed Circuit Board

Configuration Features

Number of Positions	51
---------------------	----

Mechanical Attachment

Connector Mounting Type	Board Mount
-------------------------	-------------

Housing Features

--	--



Centerline (Pitch)	.64 mm [.025 in]
--------------------	------------------

Usage Conditions

Operating Temperature Range	-200 – 200 °C [-328 – 392 °F]
-----------------------------	-------------------------------

Operation/Application

Circuit Application	Power
---------------------	-------

Other

EU RoHS Compliance	Not Compliant
--------------------	---------------

EU ELV Compliance	Not Compliant
-------------------	---------------

Product Compliance

[For compliance documentation, visit the product page on TE.com>](#)

EU RoHS Directive 2011/65/EU	Not Compliant
------------------------------	---------------

EU ELV Directive 2000/53/EC	Not Compliant
-----------------------------	---------------

China RoHS 2 Directive MIIT Order No 32, 2016	Restricted Materials Above Threshold
---	--------------------------------------

EU REACH Regulation (EC) No. 1907/2006	<p>Current ECHA Candidate List: JUNE 2024 (241) Candidate List Declared Against: JAN 2022 (223) SVHC > Threshold: Pb (40% in Component Part)</p> <p>Article Safe Usage Statements: Do not eat, drink or smoke when using this product. Wash thoroughly after handling. Recycle if possible and dispose of the article by following all applicable governmental regulations relevant to your geographic location.</p>
--	--

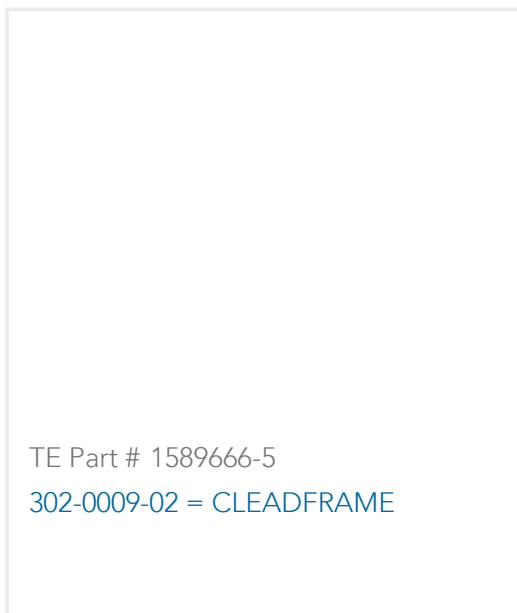
Halogen Content	Low Halogen - Br, Cl, F, I < 900 ppm per homogenous material. Also BFR/CFR/PVC Free
-----------------	---

Solder Process Capability	Not lead free process capable
---------------------------	-------------------------------

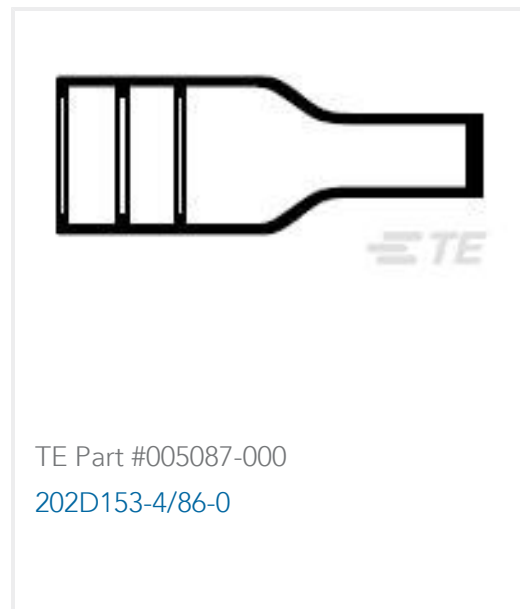
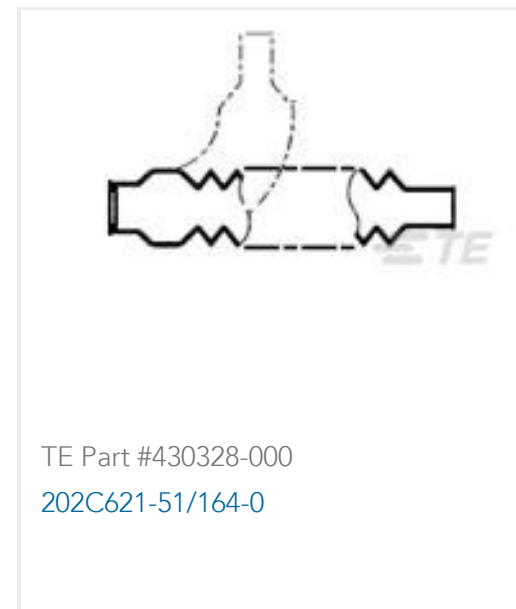
Product Compliance Disclaimer

This information is provided based on reasonable inquiry of our suppliers and represents our current actual knowledge based on the information they provided. This information is subject to change. The part numbers that TE has identified as EU RoHS compliant have a maximum concentration of 0.1% by weight in homogenous materials for lead, hexavalent chromium, mercury, PBB, PBDE, DBP, BBP, DEHP, DIBP, and 0.01% for cadmium, or qualify for an exemption to these limits as defined in the Annexes of Directive 2011/65/EU (RoHS2). Finished electrical and electronic equipment products will be CE marked as required by Directive 2011/65/EU. Components may not be CE marked. Additionally, the part numbers that TE has identified as EU ELV compliant have a maximum concentration of 0.1% by weight in homogenous materials for lead, hexavalent chromium, and mercury, and 0.01% for cadmium, or qualify for an exemption to these limits as defined in the Annexes of Directive 2000/53/EC (ELV). Regarding the REACH Regulation, the information TE provides on SVHC in articles for this part number is based on the latest European Chemicals Agency (ECHA) 'Guidance on requirements for substances in articles' posted at this URL: <https://echa.europa.eu/guidance-documents/guidance-on-reach>

Compatible Parts



Customers Also Bought



Documents

Product Drawings

[STM051L2AQ = SMT CONN](#)

English

CAD Files

[3D PDF](#)

[3D](#)

[Customer View Model](#)

[ENG_CVM_CVM_6-1589483-0_U_c-6-1589483-0-u.2d_dxf.zip](#)



English

Customer View Model

[ENG_CVM_CVM_6-1589483-0_U_c-6-1589483-0-u.3d_igs.zip](#)

English

Customer View Model

[ENG_CVM_CVM_6-1589483-0_U_c-6-1589483-0-u.3d_stp.zip](#)

English

By downloading the CAD file I accept and agree to the [Terms and Conditions](#) of use.

Datasheets & Catalog Pages

[1589483 Nanonics Cross Reference](#)

English