

6-1393644-6 ✓ ACTIVE

EUROCARD | Eurocard Type B


TE Internal #: 6-1393644-6

Plug, Board-to-Board, 64 Position, 2.54 mm [.1 in] Centerline,
Printed Circuit Board, 2 Row, Right Angle, Eurocard Type B,
Eurocard Connectors

[View on TE.com >](#)



Connectors > PCB Connectors > Backplane Connectors > Eurocard Connectors



Connector & Housing Type: **Plug**

Connector System: **Board-to-Board**

Termination Post & Tail Length: **3 mm [.118 in]**

Number of Positions: **64**

Centerline (Pitch): **2.54 mm [.1 in]**

Features

Industry Standards

UL Flammability Rating	UL 94V-0
Compatible With Approved Standards Products	UL E28476, CSA LR7189

Contact Features

Contact Underplating Material	Nickel
Contact Underplating Material Thickness	1.27 μm [50 μin]
Contact Mating Area Plating Material Thickness	.76 μm [29.92 μin]
PCB Contact Termination Area Plating Material Thickness	2.54 μm [100 μin]
Contact Layout	Inline
Contact Mating Area Plating Material	Gold Flash over Palladium Nickel
Contact Base Material	Phosphor Bronze
PCB Contact Termination Area Plating Material	Tin-Lead
Contact Type	Pin

Mechanical Attachment

Connector Mounting Type	Board Mount
Panel Mount Feature	Without
Mating Retention	Without
Mating Alignment Type	Polarization
Mating Alignment	With



PCB Mount Alignment	Without
---------------------	---------

Packaging Features

Packaging Method	Tray, Box & Tray
------------------	------------------

Operation/Application

Shielded	No
----------	----

Circuit Application	Signal
---------------------	--------

Dimensions

Connector Width	8.05 mm[.317 in]
-----------------	------------------

PCB Thickness (Recommended)	1.57 mm[.062 in]
-----------------------------	------------------

Connector Height	11.51 mm[.453 in]
------------------	-------------------

Connector Length	93.98 mm[3.7 in]
------------------	------------------

Row-to-Row Spacing	2.54 mm[.1 in]
--------------------	----------------

Housing Features

Housing Material	Polyester - GF
------------------	----------------

Centerline (Pitch)	2.54 mm[.1 in]
--------------------	----------------

Termination Features

Termination Method to PCB	Through Hole - Solder
---------------------------	-----------------------

Termination Post & Tail Length	3 mm[.118 in]
--------------------------------	---------------

Product Type Features

Connector & Housing Type	Plug
--------------------------	------

Connector System	Board-to-Board
------------------	----------------

Connector & Contact Terminates To	Printed Circuit Board
-----------------------------------	-----------------------

DIN Size	Standard
----------	----------

DIN Level	II
-----------	----

Configuration Features

Number of Positions	64
---------------------	----

Number of Rows	2
----------------	---

PCB Mount Orientation	Right Angle
-----------------------	-------------

Number of Columns	32
-------------------	----

Number of Signal Positions	64
----------------------------	----

Rows Loaded	A, B, C
-------------	---------

Usage Conditions

Operating Temperature Range	-55 – 105 °C[-67 – 221 °F]
-----------------------------	----------------------------

Other

EU RoHS Compliance	Compliant
--------------------	-----------

EU ELV Compliance	Compliant
-------------------	-----------

Product Compliance

[For compliance documentation, visit the product page on TE.com>](#)

EU RoHS Directive 2011/65/EU	Compliant
------------------------------	-----------

EU ELV Directive 2000/53/EC	Compliant
-----------------------------	-----------

China RoHS 2 Directive MIIT Order No 32, 2016	No Restricted Materials Above Threshold
---	---

EU REACH Regulation (EC) No. 1907/2006	Current ECHA Candidate List: JUNE 2024 (241) Candidate List Declared Against: JUNE 2024 (241) Does not contain REACH SVHC
--	---

Halogen Content	Not Low Halogen - contains Br or Cl > 900 ppm.
-----------------	--

Solder Process Capability	Wave solder capable to 240°C
---------------------------	------------------------------


Product Compliance Disclaimer

This information is provided based on reasonable inquiry of our suppliers and represents our current actual knowledge based on the information they provided. This information is subject to change. The part numbers that TE has identified as EU RoHS compliant have a maximum concentration of 0.1% by weight in homogenous materials for lead, hexavalent chromium, mercury, PBB, PBDE, DBP, BBP, DEHP, DIBP, and 0.01% for cadmium, or qualify for an exemption to these limits as defined in the Annexes of Directive 2011/65/EU (RoHS2). Finished electrical and electronic equipment products will be CE marked as required by Directive 2011/65/EU. Components may not be CE marked. Additionally, the part numbers that TE has identified as EU ELV compliant have a maximum concentration of 0.1% by weight in homogenous materials for lead, hexavalent chromium, and mercury, and 0.01% for cadmium, or qualify for an exemption to these limits as defined in the Annexes of Directive 2000/53/EC (ELV). Regarding the REACH Regulation, the information TE provides on SVHC in articles for this part number is based on the latest European Chemicals Agency (ECHA) 'Guidance on requirements for substances in articles' posted at this URL: <https://echa.europa.eu/guidance-documents/guidance-on-reach>


Compatible Parts



Also in the Series | Eurocard Type B



Eurocard Connectors(34)



Standard Edge Connectors(2)

Customers Also Bought

TE Part #926898-1
UNIV.M-N-L.PINTE Part #826646-3
3P AMPMODU II STIFT LEITE Part #5650860-5
ASSEMBLY,RECEPTACLE,EUROCARD,
TTE Part #826632-3
3P AMPMODU II PIN HDR.TE Part #1-1123723-3
3.96 EP HDR ASSY 3P(NATURAL)TE Part #350761-4
04P UMNL HDR ASSY PCTE Part #350827-1
06P UMNL HDR ASSY PC 94VOTE Part #1-2176093-0
RP 2A 0.25W 11K5 0.1% 25PPM 1K RLTE Part #5-103735-2
03 MTE HDR SRST LATCH .100CLTE Part #350825-1
03P UMNL HDR ASSY PC 94VO

Documents

Product Drawings

[V42254B1200B640=PC612 MESSERLE](#)

English

CAD Files

Customer View Model

[ENG_CVM_CVM_6-1393644-6_A.2d_dxf.zip](#)



English

[3D PDF](#)

3D

Customer View Model

[ENG_CVM_CVM_6-1393644-6_A.3d_igs.zip](#)

English

Customer View Model

[ENG_CVM_CVM_6-1393644-6_A.3d_stp.zip](#)

English

By downloading the CAD file I accept and agree to the [Terms and Conditions](#) of use.