



Power Relay F

TE Internal #: 6-1393302-3

General Purpose Power Relay, DC, Monostable, 1 Form C SPDT-CO, 30 A Contact Rating, 24 VDC Coil Voltage, 24 VDC Contact Voltage, Power Relay F

[View on TE.com >](#)

Relays & Contactors > Electromechanical Relays



Relay & Contactor Type: **General Purpose Power Relay**

Current Type: **DC**

Coil Magnetic System: **Monostable**

Contact Arrangement: **1 Form C SPDT-CO**

Contact Current Rating: **30 A**

Features

Contact Features

Contact Material	Silver Alloy
------------------	--------------

Dimensions

Product Width	25.9 mm[1.02 in]
Product Length	25.9 mm[1.02 in]
Product Height	24.9 mm[.98 in]

Other

Contact Current Class	30 – 50 A
Environmental Ambient Temperature Class	105 – 125 °C
Height Class (Mechanical)	20 – 25 mm
Length Class (Mechanical)	25 – 30 mm
Width Class (Mechanical)	25 – 30 mm
EU RoHS Compliance	Compliant
EU ELV Compliance	Compliant

Usage Conditions

Environmental Category of Protection	RTI
Environmental Ambient Temperature (Max)	125 °C[257 °F]

Body Features

Product Weight	35 g[1.2 oz]
----------------	--------------



Enclosure Type	Dust Protected
----------------	----------------

Mechanical Attachment

Product Mounting Feature Type	Mounting Brackets
Product Mount Type	Socket Mount

Electrical Characteristics

Contact Switching Load (Min)	1000mA @ 5VDC
Contact Limiting Short-Time Current	240 A
Contact Limiting Making Current	120 A
Coil Resistance	324 Ω
Contact Limiting Continuous Current	60 A
Contact Limiting Breaking Current	20 A
Insulation Initial Dielectric Between Open Contacts	500 Vrms
Contact Current Rating	30 A
Coil Voltage Rating	24 VDC
Contact Voltage Rating	24 VDC
Coil Power Rating DC	1.8 W
Insulation Initial Dielectric Between Contacts & Coil	500 Vrms

Product Type Features

Relay & Contactor Type	General Purpose Power Relay
------------------------	-----------------------------

Operation/Application

Current Type	DC
Coil Magnetic System	Monostable

Configuration Features

Contact Arrangement	1 Form C SPDT-CO
---------------------	------------------

Termination Features

Main Termination & Connection Type	Quick Connect Terminals
Coil Termination & Connection Type	Quick Connect Terminals

Product Compliance

For compliance documentation, visit the product page on [TE.com](https://www.te.com)>

EU RoHS Directive 2011/65/EU	Compliant
EU ELV Directive 2000/53/EC	Compliant



China RoHS 2 Directive MIIT Order No 32, 2016	No Restricted Materials Above Threshold
EU REACH Regulation (EC) No. 1907/2006	Current ECHA Candidate List: JUNE 2024 (241) Candidate List Declared Against: JUNE 2024 (241) Does not contain REACH SVHC
Halogen Content	Low Halogen - Br, Cl, F, I < 900 ppm per homogenous material. Also BFR/CFR/PVC Free
Solder Process Capability	Not applicable for solder process capability

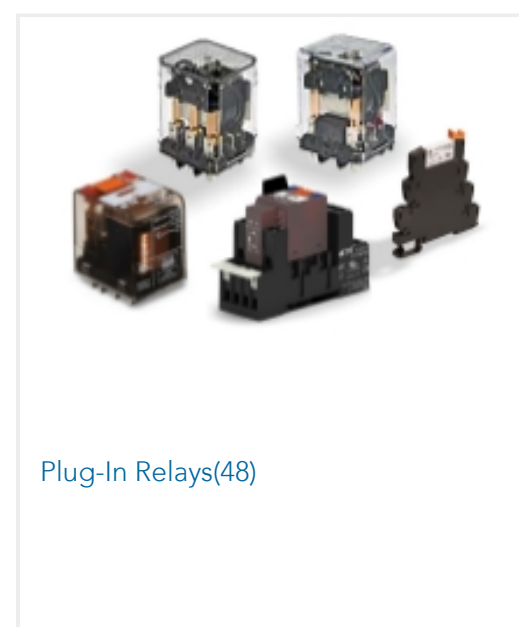
Product Compliance Disclaimer

This information is provided based on reasonable inquiry of our suppliers and represents our current actual knowledge based on the information they provided. This information is subject to change. The part numbers that TE has identified as EU RoHS compliant have a maximum concentration of 0.1% by weight in homogenous materials for lead, hexavalent chromium, mercury, PBB, PBDE, DBP, BBP, DEHP, DIBP, and 0.01% for cadmium, or qualify for an exemption to these limits as defined in the Annexes of Directive 2011/65/EU (RoHS2). Finished electrical and electronic equipment products will be CE marked as required by Directive 2011/65/EU. Components may not be CE marked. Additionally, the part numbers that TE has identified as EU ELV compliant have a maximum concentration of 0.1% by weight in homogenous materials for lead, hexavalent chromium, and mercury, and 0.01% for cadmium, or qualify for an exemption to these limits as defined in the Annexes of Directive 2000/53/EC (ELV). Regarding the REACH Regulation, the information TE provides on SVHC in articles for this part number is based on the latest European Chemicals Agency (ECHA) 'Guidance on requirements for substances in articles' posted at this URL: <https://echa.europa.eu/guidance-documents/guidance-on-reach>

Compatible Parts



Also in the Series | Power Relay F



Customers Also Bought



TE Part #2-1879659-4
H4 2K0 0.1% 15PPM



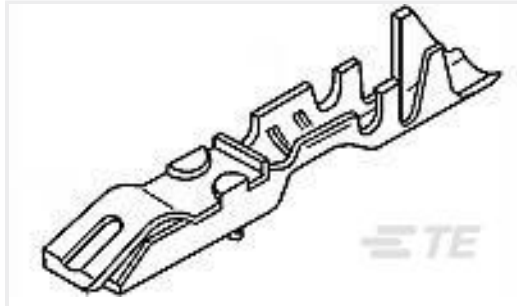
TE Part #60770-2
RING CRIMP 18-14 AWG TPBR



TE Part #160038
SOLIS 12-10 R 10MM



TE Part #1623728-4
BCHE 11 W 150R 5%



TE Part #87191-1
LOCKING CLIP ASSY .025 SQ LP



TE Part #282191-2
SPLASH PROOF CONN. W.S.L.




TE Part #7-1625984-4
HSA50 5R6 5%



TE Part #DT06-4S-CE06
PLG, 4P, BLK, E, SEAL RET



TE Part #926209-5
LOCKING CLIP HSG.



TE Part #800746-SF
FN2010B-10-06

Documents

CAD Files

3D PDF

3D

Customer View Model

[ENG_CVM_CVM_6-1393302-3_S00F.2d_dxf.zip](#)

English

Customer View Model

[ENG_CVM_CVM_6-1393302-3_S00F.3d_igs.zip](#)

English

Customer View Model

[ENG_CVM_CVM_6-1393302-3_S00F.3d_stp.zip](#)

English

By downloading the CAD file I accept and agree to the [Terms and Conditions](#) of use.

Datasheets & Catalog Pages

Automotive Relay Application Notes

English

Power Relay F4, Mini ISO, Plug-In

English



Product Specifications

Definitions General Purpose Relays

English