

5646539-1 ✓ ACTIVE

Z-PACK | Z-PACK 2mm HM

TE Internal #: 5646539-1


Hard Metric Backplane PCB Mount Receptacle,  $\leq 1$  Gb/s, 25

Column, 8 Row, Co-Planar / Traditional Backplane, 200 Position, Z-PACK 2mm HM

[View on TE.com >](#)



Connectors > PCB Connectors > Backplane Connectors > Hard Metric Backplane Connectors



PCB Connector Type: **PCB Mount Receptacle**

Data Rate:  $\leq 1$  Gb/s

Number of Columns: **25**

Number of Rows: **8**

Backplane Architecture: **Co-Planar, Traditional Backplane**

## Features

### Product Type Features

Connector & Contact Terminates To	Printed Circuit Board
Backplane Interface Type	2mm HM
Connector System	Board-to-Board
PCB Connector Type	PCB Mount Receptacle
Sealable	No

### Configuration Features

Rows Loaded	A, B, C, D, E, F, G, H
Number of Signal Positions	200
Number of Columns	25
Number of Rows	8
Backplane Architecture	Co-Planar, Traditional Backplane
Number of Positions	200
PCB Mount Orientation	Vertical

### Signal Characteristics

Crosstalk Version	Standard
Data Rate	$\leq 1$ Gb/s

### Body Features

Primary Product Color	Gray
-----------------------	------



### Contact Features

Contact Underplating Material	Nickel
Contact Base Material	Phosphor Bronze
CompactPCI Designation	None
PCB Contact Termination Area Plating Material	Tin
Feedthrough Post Length	3.34 mm
Contact Type	Socket
Contact Mating Area Plating Material	Performance Based
Contact Current Rating (Max)	1.5 A

### Termination Features

Termination Method to PCB	Through Hole - Press-Fit
---------------------------	--------------------------

### Mechanical Attachment

Connector Mounting Type	Board Mount
Mating Alignment Type	Multi-Purpose Center

### Housing Features

Housing Material	Polyester GF
Centerline (Pitch)	2 mm[.078 in]

### Dimensions

Backplane Module Length	50 mm
-------------------------	-------

### Usage Conditions

Operating Temperature Range	-65 – 105 °C[-85 – 221 °F]
-----------------------------	----------------------------

### Operation/Application

Shielded	No
Circuit Application	Signal

### Industry Standards

UL Flammability Rating	UL 94V-0
------------------------	----------

### Packaging Features

Packaging Quantity	10
Packaging Method	Tube

### Product Compliance

[For compliance documentation, visit the product page on TE.com>](#)

EU RoHS Directive 2011/65/EU	Compliant
EU ELV Directive 2000/53/EC	Compliant
China RoHS 2 Directive MIIT Order No 32, 2016	有害物质含量符合标准要求 No Restricted Substance(s) Above Threshold
EU REACH Regulation (EC) No. 1907/2006	Current ECHA Candidate List: JUNE 2025 (250) Candidate List Declared Against: JUNE 2025 (250) Does not contain REACH SVHC
Halogen Content	Not Low Halogen - contains Br or Cl > 900 ppm.
Solder Process Capability	Not applicable for solder process capability


#### Product Compliance Disclaimer

This information is provided based on reasonable inquiry of our suppliers and represents our current actual knowledge based on the information they provided. This information is subject to change. The part numbers that TE has identified as EU RoHS compliant have a maximum concentration of 0.1% by weight in homogenous materials for lead, hexavalent chromium, mercury, PBB, PBDE, DBP, BBP, DEHP, DIBP, and 0.01% for cadmium, or qualify for an exemption to these limits as defined in the Annexes of Directive 2011/65/EU (RoHS2). Finished electrical and electronic equipment products will be CE marked as required by Directive 2011/65/EU. Components may not be CE marked. Additionally, the part numbers that TE has identified as EU ELV compliant have a maximum concentration of 0.1% by weight in homogenous materials for lead, hexavalent chromium, and mercury, and 0.01% for cadmium, or qualify for an exemption to these limits as defined in the Annexes of Directive 2000/53/EC (ELV). Regarding the REACH Regulation, the information TE provides on SVHC in articles for this part number is based on the latest European Chemicals Agency (ECHA) 'Guidance on requirements for substances in articles' posted at this URL: <https://echa.europa.eu/guidance-documents/guidance-on-reach>


## Compatible Parts



## Also in the Series | Z-PACK 2mm HM



Backplane Connector Housings(4)




Backplane Power Connectors(1)




Connector Caps & Covers(62)




Connector Contacts(1)



Hard Metric Backplane Connectors (264)



Insertion & Extraction Tools(2)



PCB Headers & Receptacles(46)



Power Contacts(1)



Rectangular Power Connectors(46)


## Customers Also Bought



TE Part #5-147279-9  
16 MODII HDR DR SFMT B/A T&R L



TE Part #178307-5  
DYNAMIC D3100 HDR ASSY 16P



TE Part #4-282832-0  
TERMI-BLOK PIN HEAD SPL 6POS



TE Part #2-292173-7  
CT BOX HDR H SMT 7P O/TAPE BLA



TE Part #1217133-4  
187 FASTON,PCB TAB,TNBR



TE Part #3-1393236-0  
V23092-A1024-A801



TE Part #1461492-2  
OJT-SS-105LM,000



TE Part #1-1747981-1  
Std HDMI, RA, SMT, Panel grd, Flange



## Documents

### Product Drawings

[2MM H.M. 8 ROW E VERT. RECEPT.](#)

English

### CAD Files

[3D PDF](#)

3D

Customer View Model

[ENG\\_CVM\\_CVM\\_5646539-1\\_A.2d\\_dxf.zip](#)

English

Customer View Model

[ENG\\_CVM\\_CVM\\_5646539-1\\_A.3d\\_igs.zip](#)

English

Customer View Model

[ENG\\_CVM\\_CVM\\_5646539-1\\_A.3d\\_stp.zip](#)

English

By downloading the CAD file I accept and agree to the [Terms and Conditions](#) of use.

### Product Specifications

[Application Specification](#)

English