



EUROCARD

TE Internal #: 5536494-5

Receptacle, Board-to-Board, 120 Position, 2.54 mm [.1 in]
Centerline, Printed Circuit Board, 3 Row, Vertical, 40 Column,
Eurocard Connectors

[View on TE.com >](#)

Connectors > PCB Connectors > Backplane Connectors > Eurocard Connectors



Connector & Housing Type: **Receptacle**
 Connector System: **Board-to-Board**
 Termination Post & Tail Length: **3.3 mm [.13 in]**
 Number of Positions: **120**
 Centerline (Pitch): **2.54 mm [.1 in]**

Features

Electrical Characteristics

Operating Voltage	250 VAC
-------------------	---------

Industry Standards

UL Flammability Rating	UL 94V-0
------------------------	----------

Body Features

Primary Product Color	Gray
-----------------------	------

Mechanical Attachment

Connector Mounting Type	Board Mount
Panel Mount Feature	Without
PCB Mount Retention	With
Mating Retention	Without
Mating Alignment Type	Polarization
PCB Mount Retention Type	Boardlock
Mating Alignment	With
PCB Mount Alignment	Without



Packaging Features

Packaging Method	Box
------------------	-----

Contact Features

Contact Mating Area Plating Material Thickness	.76 μm [30 μin]
PCB Contact Termination Area Plating Material Thickness	2.54 – 5.08 μm [100 – 200 μin]
Contact Mating Area Plating Material	Gold
Contact Base Material	Copper Alloy
PCB Contact Termination Area Plating Material	Tin
Contact Type	Socket
Contact Current Rating (Max)	1.5 A

Dimensions

PCB Thickness (Recommended)	1.57 mm[.062 in]
Connector Height	11.5 mm[.453 in]
Row-to-Row Spacing	2.54 mm[.1 in]

Housing Features

Housing Material	Polymer - GF
Centerline (Pitch)	2.54 mm[.1 in]

Termination Features

Termination Method to PCB	Through Hole - Solder
Termination Post & Tail Length	3.3 mm[.13 in]

Product Type Features

Connector & Housing Type	Receptacle
Connector System	Board-to-Board
Connector & Contact Terminates To	Printed Circuit Board
DIN Size	Expanded
DIN Level	II

Configuration Features

Number of Positions	120
Number of Rows	3
PCB Mount Orientation	Vertical
Number of Columns	40
Number of Signal Positions	120



Rows Loaded	A, B, C
-------------	---------

Usage Conditions

Operating Temperature Range	-55 – 105 °C[-67 – 221 °F]
-----------------------------	----------------------------

Operation/Application

Circuit Application	Signal
---------------------	--------

Other

EU RoHS Compliance	Compliant
--------------------	-----------

EU ELV Compliance	Compliant
-------------------	-----------

Product Compliance

[For compliance documentation, visit the product page on TE.com>](#)

EU RoHS Directive 2011/65/EU	Compliant
------------------------------	-----------

EU ELV Directive 2000/53/EC	Compliant
-----------------------------	-----------

China RoHS 2 Directive MIIT Order No 32, 2016	No Restricted Materials Above Threshold
---	---

EU REACH Regulation (EC) No. 1907/2006	Current ECHA Candidate List: JUNE 2024 (241) Candidate List Declared Against: JUNE 2024 (241) Does not contain REACH SVHC
--	---

Halogen Content	Not Low Halogen - contains Br or Cl > 900 ppm.
-----------------	--

Solder Process Capability	Wave solder capable to 265°C
---------------------------	------------------------------

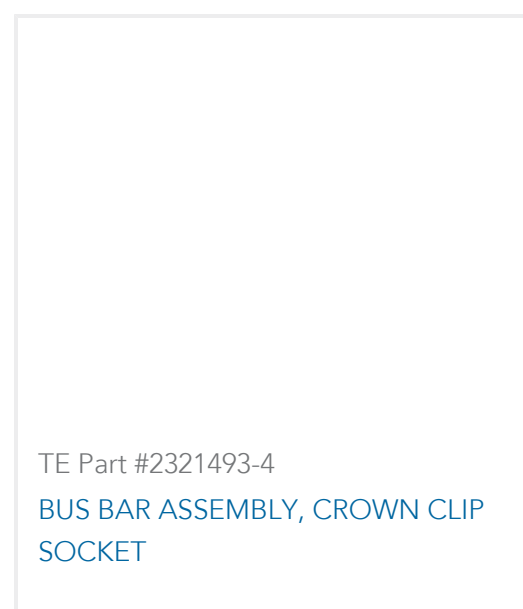
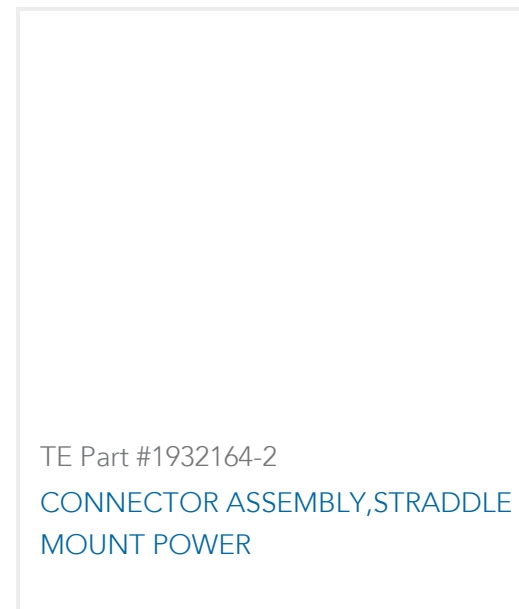
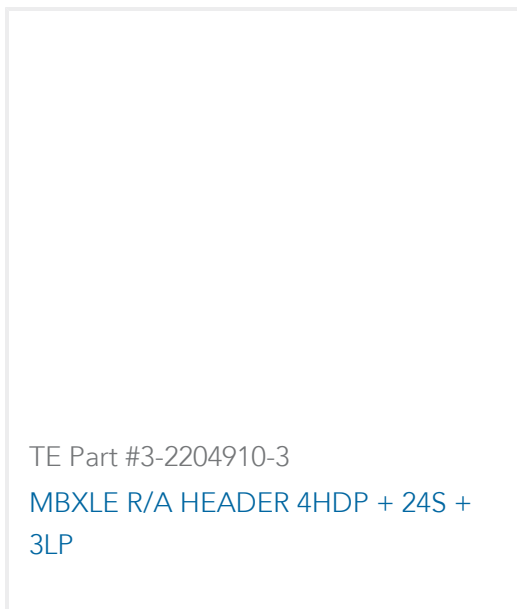
Product Compliance Disclaimer

This information is provided based on reasonable inquiry of our suppliers and represents our current actual knowledge based on the information they provided. This information is subject to change. The part numbers that TE has identified as EU RoHS compliant have a maximum concentration of 0.1% by weight in homogenous materials for lead, hexavalent chromium, mercury, PBB, PBDE, DBP, BBP, DEHP, DIBP, and 0.01% for cadmium, or qualify for an exemption to these limits as defined in the Annexes of Directive 2011/65/EU (RoHS2). Finished electrical and electronic equipment products will be CE marked as required by Directive 2011/65/EU. Components may not be CE marked. Additionally, the part numbers that TE has identified as EU ELV compliant have a maximum concentration of 0.1% by weight in homogenous materials for lead, hexavalent chromium, and mercury, and 0.01% for cadmium, or qualify for an exemption to these limits as defined in the Annexes of Directive 2000/53/EC (ELV). Regarding the REACH Regulation, the information TE provides on SVHC in articles for this part number is based on the latest European Chemicals Agency (ECHA) 'Guidance on requirements for substances in articles' posted at this URL: <https://echa.europa.eu/guidance-documents/guidance-on-reach>

Compatible Parts



Customers Also Bought



Documents



Product Drawings

[ASSY,RECEPTACLE,EUROCARD,TYPE](#)

English

CAD Files

Customer View Model

[ENG_CVM_CVM_5536494-5_O.2d_dxf.zip](#)

English

3D PDF

3D

Customer View Model

[ENG_CVM_CVM_5536494-5_O.3d_igs.zip](#)

English

Customer View Model

[ENG_CVM_CVM_5536494-5_O.3d_stp.zip](#)

English

By downloading the CAD file I accept and agree to the [Terms and Conditions](#) of use.

Product Specifications

[Application Specification](#)

English

Agency Approvals

[UL](#)

English