

536052-5 ✓ ACTIVE

EUROCARD | Eurocard Type B

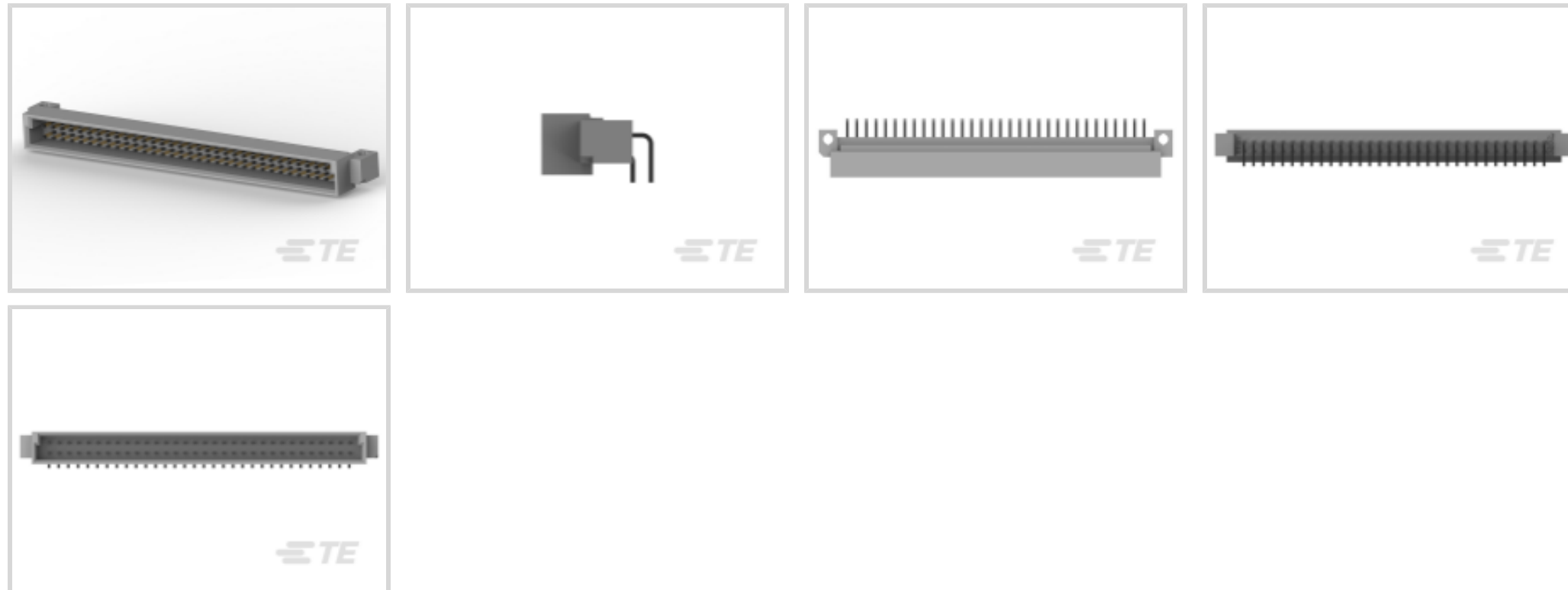
TE Internal #: 536052-5

Plug, Board-to-Board, 64 Position, 2.54 mm [.1 in] Centerline,
Printed Circuit Board, 2 Row, Right Angle, Eurocard Type B,
Eurocard Connectors

[View on TE.com >](#)



Connectors > PCB Connectors > Backplane Connectors > Eurocard Connectors



Connector & Housing Type: **Plug**

Connector System: **Board-to-Board**

Termination Post & Tail Length: **5.59 mm [.22 in]**

Number of Positions: **64**

Centerline (Pitch): **2.54 mm [.1 in]**

Features

Industry Standards

Compatible With Approved Standards Products	UL E28476, CSA LR7189
---	-----------------------

Body Features

Primary Product Color	Gray
-----------------------	------

Contact Features

Contact Underplating Material	Nickel
Contact Underplating Material Thickness	1.27 μ m[50 μ in]
Contact Mating Area Plating Material Thickness	.76 μ m[29.92 μ in]
PCB Contact Termination Area Plating Material Thickness	2.54 – 5.08 μ m[100 – 200 μ in]
Contact Layout	Inline
Contact Mating Area Plating Material	Gold
Contact Base Material	Brass
PCB Contact Termination Area Plating Material	Tin-Lead
Contact Type	Pin

Mechanical Attachment



Connector Mounting Type	Board Mount
Panel Mount Feature	Without
PCB Mount Retention	With
Mating Retention	Without
Mating Alignment Type	Polarization
PCB Mount Retention Type	Mounting Ears
Mating Alignment	With
PCB Mount Alignment	Without

Packaging Features

Packaging Method	Package, Box & Tray
------------------	---------------------

Operation/Application

Shielded	No
Circuit Application	Signal

Dimensions

Connector Width	8.56 mm[.337 in]
Connector Height	12.62 mm[.497 in]
Connector Length	93.98 mm[3.7 in]
Row-to-Row Spacing	2.54 mm[.1 in]

Housing Features

Housing Material	Polyester - GF
Centerline (Pitch)	2.54 mm[.1 in]

Termination Features

Termination Method to PCB	Through Hole - Solder
Termination Post & Tail Length	5.59 mm[.22 in]

Product Type Features

Connector & Housing Type	Plug
Connector System	Board-to-Board
Connector & Contact Terminates To	Printed Circuit Board
DIN Size	Standard
DIN Level	II and III

Configuration Features

Number of Positions	64
---------------------	----



Number of Rows	2
PCB Mount Orientation	Right Angle
Number of Columns	32
Number of Signal Positions	64
Rows Loaded	B

Usage Conditions

Operating Temperature Range	-55 – 105 °C[-67 – 221 °F]
-----------------------------	----------------------------

Other

EU RoHS Compliance	Not Compliant
EU ELV Compliance	Compliant with Exemptions

Product Compliance

[For compliance documentation, visit the product page on TE.com>](#)

EU RoHS Directive 2011/65/EU	Not Compliant
EU ELV Directive 2000/53/EC	Compliant with Exemptions
China RoHS 2 Directive MIIT Order No 32, 2016	Restricted Materials Above Threshold
EU REACH Regulation (EC) No. 1907/2006	Current ECHA Candidate List: JUNE 2024 (241) Candidate List Declared Against: JUNE 2024 (241) SVHC > Threshold: Pb (13% in Component Part) Article Safe Usage Statements: Do not eat, drink or smoke when using this product. Wash thoroughly after handling. Recycle if possible and dispose of the article by following all applicable governmental regulations relevant to your geographic location.
Halogen Content	Not Low Halogen - contains Br or Cl > 900 ppm.
Solder Process Capability	Wave solder capable to 240°C

Product Compliance Disclaimer

This information is provided based on reasonable inquiry of our suppliers and represents our current actual knowledge based on the information they provided. This information is subject to change. The part numbers that TE has identified as EU RoHS compliant have a maximum concentration of 0.1% by weight in homogenous materials for lead, hexavalent chromium, mercury, PBB, PBDE, DBP, BBP, DEHP, DIBP, and 0.01% for cadmium, or qualify for an exemption to these limits as defined in the Annexes of Directive 2011/65/EU (RoHS2). Finished electrical and electronic equipment products will be CE marked as required by Directive 2011/65/EU. Components may not be CE marked. Additionally, the part numbers that TE has identified as EU ELV compliant have a maximum concentration of 0.1% by weight in homogenous materials for lead, hexavalent chromium, and mercury, and 0.01% for cadmium, or qualify for an exemption to these limits as defined in the Annexes of Directive 2000/53/EC (ELV). Regarding the REACH Regulation, the information TE provides on SVHC in articles for this part number is based on the latest European Chemicals Agency (ECHA) 'Guidance on requirements for substances in articles' posted at this URL: <https://echa.europa.eu/guidance-documents/guidance-on-reach>


Compatible Parts




TE Part # 3-1393642-2
V42254B2290B404=PC612 FEDERLEI




TE Part # 5650865-5
ASSY,RECEPTACLE,EUROCARD,TYPE B,LEAD-FRE



TE Part # 7-1393640-8
V42254B2201B640=PC612 FEDERLEI




TE Part # 650861-4
064 EURO TYPE B RECEPT ST ASSY




TE Part # 650861-5
064 EURO TYPE B RECEPT ST ASSY




TE Part # 650859-5
064 EURO TYPE B RECEPT ST ASSY




TE Part # 5650861-5
ASSEMBLY,RECEPTACLE,EUROCARD, T




TE Part # 5650860-5
ASSEMBLY,RECEPTACLE,EUROCARD, T



TE Part # 5650861-4
ASSEMBLY,RECEPTACLE,EUROCARD, TYPE B,LEAD




TE Part # 5650859-5
ASSEMBLY,RECEPTACLE,EUROCARD, T




TE Part # 650860-5
064 EURO TYPE B RECEPT ST ASSY

Also in the Series | Eurocard Type B


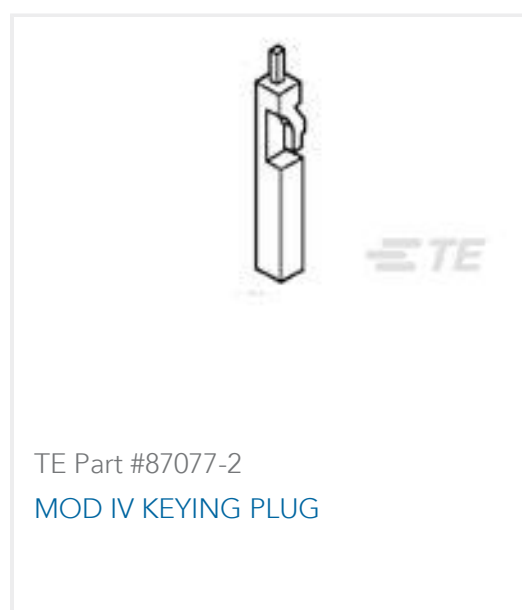


Eurocard Connectors(34)



Standard Edge Connectors(2)

Customers Also Bought



Documents

Product Drawings

064 EURO TYPE B PIN ASSY

English

CAD Files

Customer View Model

[ENG_CVM_CVM_536052-5_M.2d_dxf.zip](#)

English

3D PDF

3D

Customer View Model

[ENG_CVM_CVM_536052-5_M.3d_igs.zip](#)

English

Customer View Model

[ENG_CVM_CVM_536052-5_M.3d_stp.zip](#)

English

By downloading the CAD file I accept and agree to the [Terms and Conditions](#) of use.

Product Specifications



Application Specification

English

Agency Approvals

UL

English