

5352069-9 ✓ ACTIVE

Z-PACK | Z-PACK 2mm HM

TE Internal #: 5352069-9

Hard Metric Backplane PCB Mount Receptacle,  $\leq 1$  Gb/s, 25

Column, 5 Row, Mezzanine, 125 Position, 2 mm [.078 in] Centerline,

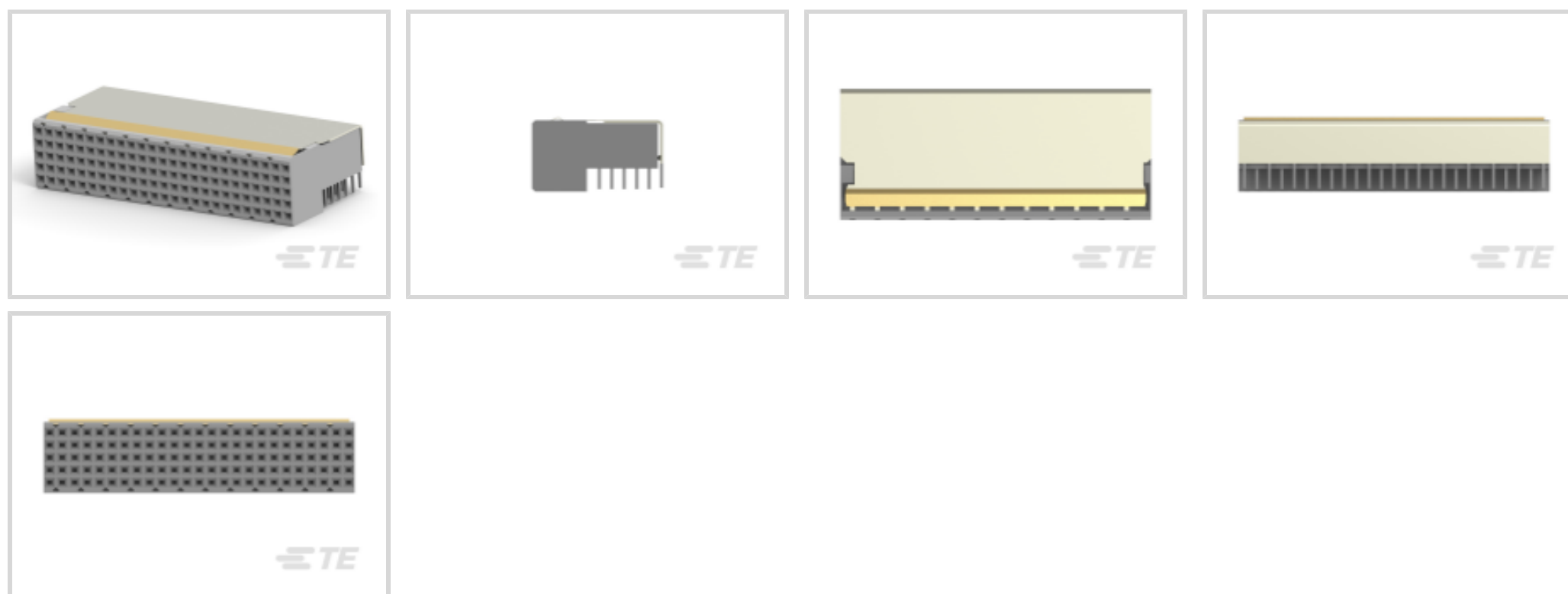
Right Angle, Z-PACK 2mm HM

[View on TE.com >](#)



[Connectors >](#) [PCB Connectors >](#) [Backplane Connectors >](#) [Hard Metric Backplane Connectors >](#)

HM Receptacle Connector: Traditional Backplane, Coplanar, 2mm



PCB Connector Assembly Type: **PCB Mount Receptacle**

Data Rate:  $\leq 1$  Gb/s

Number of Columns: **25**

Number of Rows: **5**

Backplane Architecture: **Mezzanine**

[All HM Receptacle Connector: Traditional Backplane, Coplanar, 2mm \(48\)](#)

## Features

### Industry Standards

UL Flammability Rating	UL 94V-0
------------------------	----------

### Mechanical Attachment

Connector Mounting Type	Board Mount
Mating Alignment Type	Multi-Purpose Center

### Dimensions

Backplane Module Length	50 mm
-------------------------	-------

### Operation/Application

Shielded	Yes
Circuit Application	Power & Signal

### Contact Features

Contact Underplating Material	Nickel
-------------------------------	--------



Contact Base Material	Phosphor Bronze
CompactPCI Designation	None
PCB Contact Termination Area Plating Material	Tin
Feedthrough Post Length	3.7 mm
Contact Type	Socket
Contact Mating Area Plating Material	Gold
Contact Mating Area Plating Material Thickness	1.27 μm[50 μin]
Contact Current Rating (Max)	1.5 A

### Packaging Features

Packaging Quantity	11
Packaging Method	Tube

### Housing Features

Housing Material	Polyester - GF
Centerline (Pitch)	2 mm[.078 in]

### Configuration Features

Rows Loaded	B, C, D, E, A
Mating & Unmating Configuration	Make First / Break Last
Number of Signal Positions	125
Number of Columns	25
Number of Rows	5
Backplane Architecture	Mezzanine
Number of Positions	125
PCB Mount Orientation	Right Angle

### Signal Characteristics

Crosstalk Version	Standard
Data Rate	≤1 Gb/s

### Product Type Features

Connector & Contact Terminates To	Printed Circuit Board
Ground Feature Type	Ground Return Shielding
Backplane Interface Type	2mm HM
Connector System	Board-to-Board
PCB Connector Assembly Type	PCB Mount Receptacle



Sealable	No
----------	----

### Body Features

Primary Product Color	Gray
-----------------------	------

### Usage Conditions

Operating Temperature Range	-55 – 125 °C[-67 – 257 °F]
-----------------------------	----------------------------

### Other

EU RoHS Compliance	Compliant
--------------------	-----------

EU ELV Compliance	Compliant
-------------------	-----------

### Product Compliance

[For compliance documentation, visit the product page on TE.com>](#)

EU RoHS Directive 2011/65/EU	Compliant
------------------------------	-----------

EU ELV Directive 2000/53/EC	Compliant
-----------------------------	-----------

China RoHS 2 Directive MIIT Order No 32, 2016	No Restricted Materials Above Threshold
---	---

EU REACH Regulation (EC) No. 1907/2006	Current ECHA Candidate List: JUNE 2024 (241) Candidate List Declared Against: JUNE 2024 (241) Does not contain REACH SVHC
--	---

Halogen Content	Not Low Halogen - contains Br or Cl > 900 ppm.
-----------------	--

Solder Process Capability	Not applicable for solder process capability
---------------------------	--

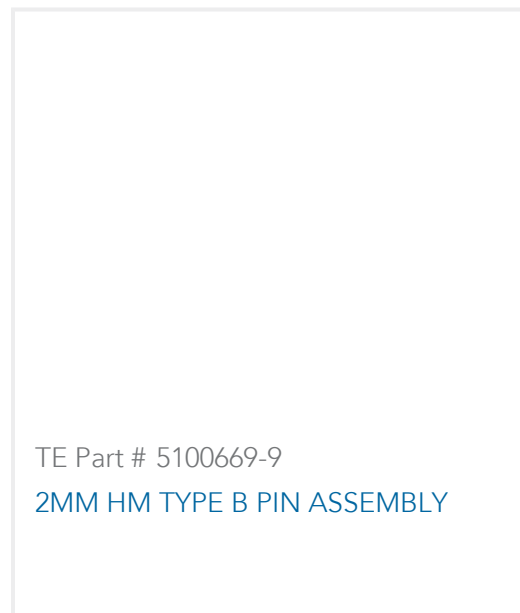
#### Product Compliance Disclaimer

This information is provided based on reasonable inquiry of our suppliers and represents our current actual knowledge based on the information they provided. This information is subject to change. The part numbers that TE has identified as EU RoHS compliant have a maximum concentration of 0.1% by weight in homogenous materials for lead, hexavalent chromium, mercury, PBB, PBDE, DBP, BBP, DEHP, DIBP, and 0.01% for cadmium, or qualify for an exemption to these limits as defined in the Annexes of Directive 2011/65/EU (RoHS2). Finished electrical and electronic equipment products will be CE marked as required by Directive 2011/65/EU. Components may not be CE marked. Additionally, the part numbers that TE has identified as EU ELV compliant have a maximum concentration of 0.1% by weight in homogenous materials for lead, hexavalent chromium, and mercury, and 0.01% for cadmium, or qualify for an exemption to these limits as defined in the Annexes of Directive 2000/53/EC (ELV). Regarding the REACH Regulation, the information TE provides on SVHC in articles for this part number is based on the latest European Chemicals Agency (ECHA) 'Guidance on requirements for substances in articles' posted at this URL: <https://echa.europa.eu/guidance-documents/guidance-on-reach>

### Compatible Parts




TE Part # 122562-1  
SEATING TOOL




TE Part # 5100669-9  
2MM HM TYPE B PIN ASSEMBLY

Also in the Series | **Z-PACK 2mm HM**



Backplane Connector Housings(4)



Backplane Power Connectors(1)




Connector Caps & Covers(62)



Connector Contacts(2)



Insertion & Extraction Tools(2)



PCB Headers & Receptacles(46)



Power Contacts(2)

Customers Also Bought



TE Part #1410946-2  
MULTI-GIG SOC. CAP SCREW,  
CUSTOMIZED HDW




TE Part #1-206934-1  
CPC RECPT ASSEMBLY SIZE 23-37



TE Part #5532430-5  
ASSY,PIN,VERTICAL,HDI,LEAD-FRE



TE Part #2007132-1  
SFP+ 1X4 Cage Assembly, Press-



TE Part #2302317-1  
RA ASSY, 7 Row, Cent DP, MULTIGIG  
RT 2-S



TE Part #4-1879501-3  
CRGH2512 5% 56R 2W



TE Part #1-1571983-4  
GDH10STR04=DIP SWITCH



TE Part #1571300-2  
TACT,RTANG,SMT,SEALED,GUID PIN



## Documents

### CAD Files

#### Customer View Model

[ENG\\_CVM\\_CVM\\_5352069-9\\_A.2d\\_dxf.zip](#)

English

#### 3D PDF

3D

#### Customer View Model

[ENG\\_CVM\\_CVM\\_5352069-9\\_A.3d\\_igs.zip](#)

English

#### Customer View Model

[ENG\\_CVM\\_CVM\\_5352069-9\\_A.3d\\_stp.zip](#)

English

By downloading the CAD file I accept and agree to the [Terms and Conditions](#) of use.

### Product Specifications

#### Application Specification

English