




Connectors > PCB Connectors > Wire-to-Board Connectors > Wire-to-Board Connector Assemblies & Housings



Connector Product Type: **Housing**

Connector & Housing Type: **Receptacle**

Connector System: **Wire-to-Wire**

Number of Positions: **6**

Centerline (Pitch): **5 mm [.197 in]**

Features

Contact Features

Contact Base Material	Brass
Contact Type	Socket

Industry Standards

UL Flammability Rating	UL 94V-0
Glow Wire Rating	Standard Part - Not Glow Wire

Packaging Features

Packaging Method	Package
Packaging Quantity	1

Mechanical Attachment

Strain Relief	Without
Panel Mount Feature	Without
Mating Retention Type	Latch
PCB Mount Retention	Without
Mating Retention	With



Connector Mounting Type	Cable Mount (Free-Hanging)
-------------------------	----------------------------

Dimensions

Connector Height	30.12 mm[1.186 in]
Wire Size	22 – 14 AWG
Connector Length	9.2 mm[.362 in]
Row-to-Row Spacing	5 mm[.197 in]

Housing Features

Housing Material	Nylon 66/6
Housing Entry Configuration	Both Ends Closed
Centerline (Pitch)	5 mm[.197 in]

Configuration Features

Keying & Polarized Position Locations	5C
Number of Positions	6
Number of Rows	1

Product Type Features

Connector Product Type	Housing
Connector & Housing Type	Receptacle
Connector System	Wire-to-Wire
Sealable	No
Connector & Contact Terminates To	Wire & Cable

Body Features

Primary Product Color	Natural
-----------------------	---------

Termination Features

Termination Method to Wire & Cable	Crimp
------------------------------------	-------

Usage Conditions

Operating Temperature Range	-40 – 110 °C[-40 – 230 °F]
-----------------------------	----------------------------

Operation/Application

Circuit Application	Power & Signal
---------------------	----------------

Other

EU RoHS Compliance	Compliant
EU ELV Compliance	Compliant

Product Compliance

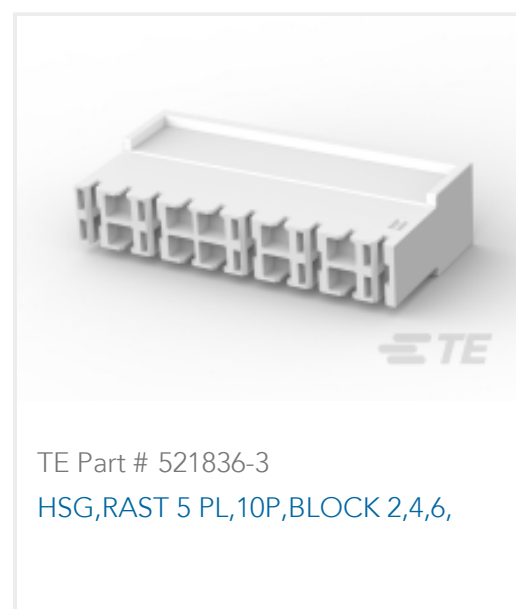
[For compliance documentation, visit the product page on TE.com>](#)

EU RoHS Directive 2011/65/EU	Compliant
EU ELV Directive 2000/53/EC	Compliant
China RoHS 2 Directive MIIT Order No 32, 2016	No Restricted Materials Above Threshold
EU REACH Regulation (EC) No. 1907/2006	Current ECHA Candidate List: JUNE 2024 (241) Candidate List Declared Against: JUNE 2024 (241) Does not contain REACH SVHC
Halogen Content	Low Halogen - Br, Cl, F, I < 900 ppm per homogenous material. Also BFR/CFR/PVC Free
Solder Process Capability	Not applicable for solder process capability

Product Compliance Disclaimer

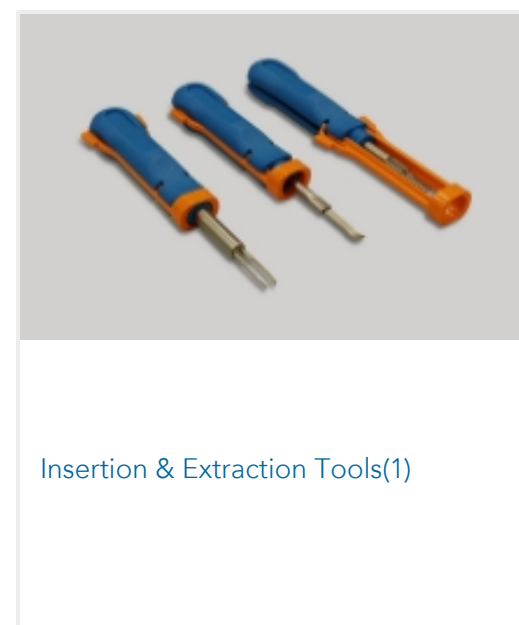
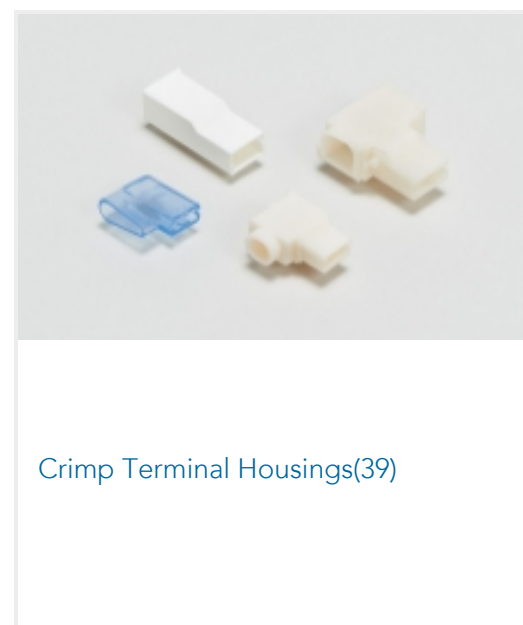

This information is provided based on reasonable inquiry of our suppliers and represents our current actual knowledge based on the information they provided. This information is subject to change. The part numbers that TE has identified as EU RoHS compliant have a maximum concentration of 0.1% by weight in homogenous materials for lead, hexavalent chromium, mercury, PBB, PBDE, DBP, BBP, DEHP, DIBP, and 0.01% for cadmium, or qualify for an exemption to these limits as defined in the Annexes of Directive 2011/65/EU (RoHS2). Finished electrical and electronic equipment products will be CE marked as required by Directive 2011/65/EU. Components may not be CE marked. Additionally, the part numbers that TE has identified as EU ELV compliant have a maximum concentration of 0.1% by weight in homogenous materials for lead, hexavalent chromium, and mercury, and 0.01% for cadmium, or qualify for an exemption to these limits as defined in the Annexes of Directive 2000/53/EC (ELV). Regarding the REACH Regulation, the information TE provides on SVHC in articles for this part number is based on the latest European Chemicals Agency (ECHA) 'Guidance on requirements for substances in articles' posted at this URL: <https://echa.europa.eu/guidance-documents/guidance-on-reach>

Compatible Parts






Also in the Series | **RAST 5 IDC Connectors**






Power Contacts(3)

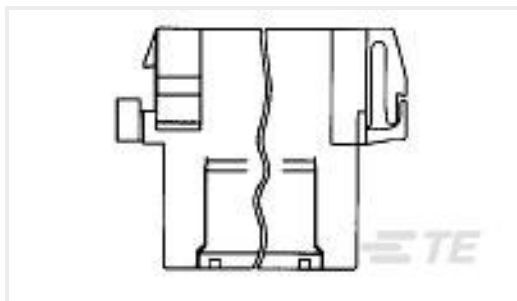


Standard Edge Connectors(31)



Wire-to-Board Headers & Receptacles (417)

Customers Also Bought

TE Part #454276-1
FLOATING SHEARTE Part #926305-6
UNML4WAY CAPTE Part #650126-000
D-436-82TE Part #1-456405-6
CRIMPER WIRE .080 FTE Part #929505-3
FF FLA-STE-GEH2X4PTE Part #4-456135-8
CRIMPER, INSULATION "O"(.100")

Documents

Product Drawings

HSG,250 POSI-LOC,MKII,6P,NAT

English

CAD Files

3D PDF

3D

Customer View Model

[ENG_CVM_CVM_521208-5_S.2d_dxf.zip](#)

English

Customer View Model

[ENG_CVM_CVM_521208-5_S.3d_igs.zip](#)

English

Customer View Model

[ENG_CVM_CVM_521208-5_S.3d_stp.zip](#)

English

By downloading the CAD file I accept and agree to the [Terms and Conditions](#) of use.



Datasheets & Catalog Pages

[RAST Connector System Catalog](#)

English

Agency Approvals

[UL Report](#)

English