



Smart Card

TE Internal #: 5145300-3

Connector, 8 Position, 2.54 mm [.1 in] Centerline, Board Mount, -40 – 90 °C [-40 – 194 °F], Smart Card Connectors

[View on TE.com >](#)

Connectors > PCB Connectors > Memory Card Connectors > Smart Card Connectors

Smart Card Connector Product Type: **Connector**Number of Positions: **8**Pre-Installed Wire & Cable: **Without**Centerline (Pitch): **2.54 mm [.1 in]**Contact Current Rating (Max): **.2 A****Features****Termination Features**

Termination Method to PCB	Surface Mount
---------------------------	---------------

Body Features

Primary Product Color	Black
-----------------------	-------

Packaging Features

Packaging Method	Carton
------------------	--------

Packaging Quantity	336
--------------------	-----

Operation/Application

Durability Rating	50000 Cycles
-------------------	--------------

Circuit Application	Signal
---------------------	--------

Dimensions

Accepts Card Thickness	.76 mm[.03 in]
------------------------	----------------

Profile Height from PCB	3.65 mm[.144 in]
-------------------------	------------------

Mechanical Attachment

Mating Alignment	Without
------------------	---------

Connector Mounting Type	Board Mount
-------------------------	-------------

Contact Features

Contact Underplating Material	Nickel
-------------------------------	--------

Contact Mating Area Plating Material	Gold
--------------------------------------	------



Contact Base Material	Phosphor Bronze
PCB Contact Termination Area Plating Material	Tin
	5 µin
Contact Current Rating (Max)	.2 A

Housing Features

Housing Material	High Temperature Thermoplastic
Centerline (Pitch)	2.54 mm [.1 in]

Configuration Features

Card Detection Switch	With
Operating Function	NO
Cover	With
Number of Signal Positions	8
Number of Positions	8
Pre-Installed Wire & Cable	Without

Product Type Features

Connector & Contact Terminates To	Printed Circuit Board
Compatible Card	Smart Card
Smart Card Connector Product Type	Connector

Usage Conditions

Operating Temperature Range	-40 – 90 °C [-40 – 194 °F]
-----------------------------	----------------------------

Other

EU RoHS Compliance	Compliant
EU ELV Compliance	Compliant

Product Compliance

[For compliance documentation, visit the product page on TE.com>](#)

EU RoHS Directive 2011/65/EU	Compliant
EU ELV Directive 2000/53/EC	Compliant
China RoHS 2 Directive MIIT Order No 32, 2016	No Restricted Materials Above Threshold
EU REACH Regulation (EC) No. 1907/2006	Current ECHA Candidate List: JUNE 2024 (241) Candidate List Declared Against: JUNE 2024 (241) Does not contain REACH SVHC

Halogen Content

Low Halogen - Br, Cl, F, I < 900 ppm per homogenous material. Also BFR/CFR/PVC Free

Solder Process Capability

Reflow solder capable to 260°C

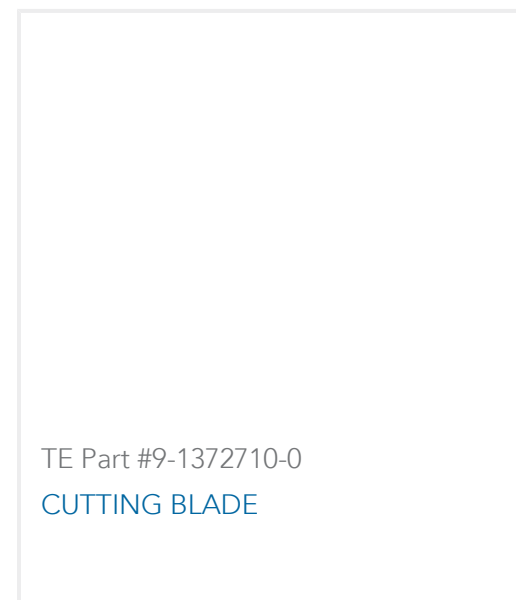
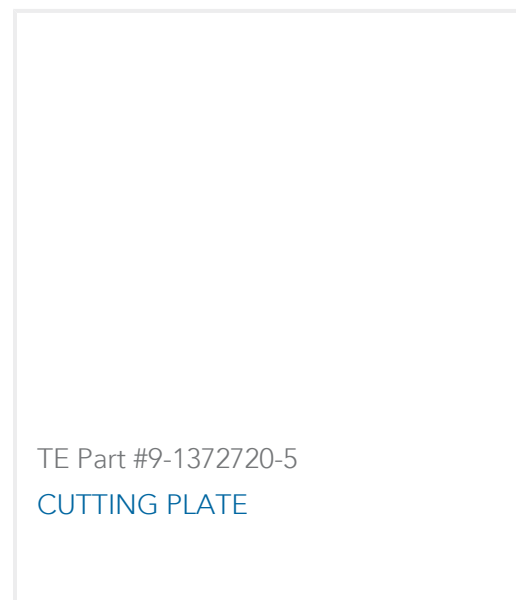
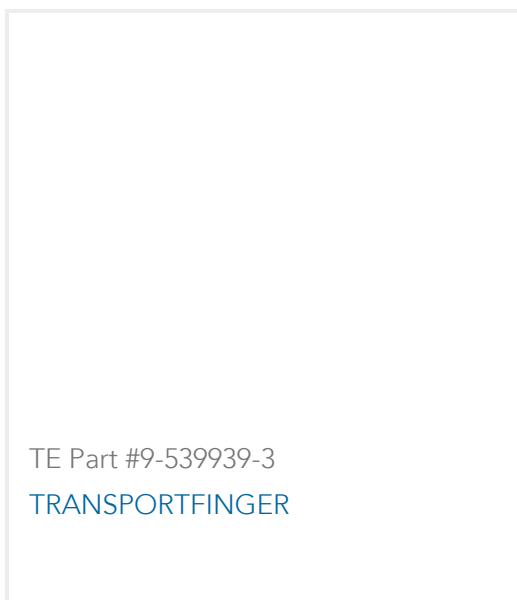
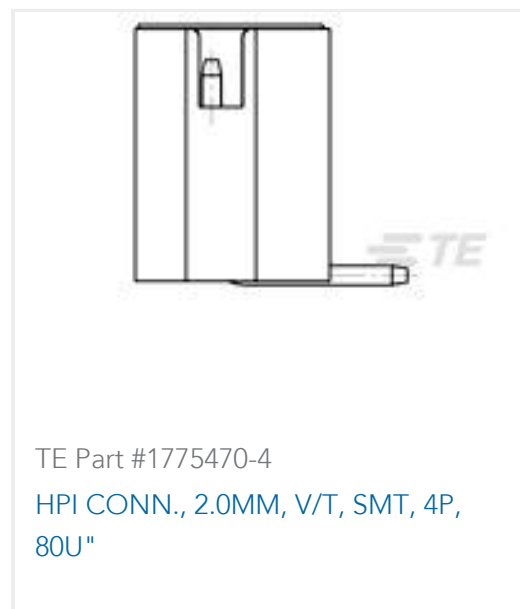
Product Compliance Disclaimer

This information is provided based on reasonable inquiry of our suppliers and represents our current actual knowledge based on the information they provided. This information is subject to change. The part numbers that TE has identified as EU RoHS compliant have a maximum concentration of 0.1% by weight in homogenous materials for lead, hexavalent chromium, mercury, PBB, PBDE, DBP, BBP, DEHP, DIBP, and 0.01% for cadmium, or qualify for an exemption to these limits as defined in the Annexes of Directive 2011/65/EU (RoHS2). Finished electrical and electronic equipment products will be CE marked as required by Directive 2011/65/EU. Components may not be CE marked. Additionally, the part numbers that TE has identified as EU ELV compliant have a maximum concentration of 0.1% by weight in homogenous materials for lead, hexavalent chromium, and mercury, and 0.01% for cadmium, or qualify for an exemption to these limits as defined in the Annexes of Directive 2000/53/EC (ELV). Regarding the REACH Regulation, the information TE provides on SVHC in articles for this part number is based on the latest European Chemicals Agency (ECHA) 'Guidance on requirements for substances in articles' posted at this URL: <https://echa.europa.eu/guidance-documents/guidance-on-reach>

Compatible Parts



Customers Also Bought





Documents

Product Drawings

[SMT CARD RCPT,8 POS, W/ COVER](#)

English

CAD Files

Customer View Model

[ENG_CVM_CVM_5145300-3_B.2d_dxf.zip](#)

English

[3D PDF](#)

3D

Customer View Model

[ENG_CVM_CVM_5145300-3_B.3d_igs.zip](#)

English

Customer View Model

[ENG_CVM_CVM_5145300-3_B.3d_stp.zip](#)

English

By downloading the CAD file I accept and agree to the [Terms and Conditions](#) of use.

Product Specifications

[Application Specification](#)

English