

5-968973-1 ✓ ACTIVE

AMP | AMP MCP Connector System, AMP MCP 2.8

TE Internal #: 5-968973-1

15 Position Housing, Housing for Female Terminals, Wire-to-Board / Wire-to-Wire, 5 mm [.197 in] Centerline, Claret Violet, Wire & Cable, Hybrid

[View on TE.com >](#)



Connectors > Automotive Connectors > Automotive Housings > AMP Unsealed Connector Housing



Number of Positions: 15

Connector & Housing Type: **Housing for Female Terminals**

Mating Tab Width: 2.8 mm [.11 in]

Connector System: **Wire-to-Board, Wire-to-Wire**

Centerline (Pitch): 5 mm [.197 in]

[All AMP Unsealed Connector Housing \(110\)](#)

## Features

### Dimensions

Row-to-Row Spacing	5.5 mm[.217 in]
Product Width	31 mm[1.22 in]
Product Length	31 mm[1.22 in]
Connector Height	24 mm[.945 in]

### Packaging Features

Packaging Quantity	1200
Packaging Method	Box

### Mechanical Attachment

Strain Relief	Without
Terminal Position Assurance	Yes
Mating Alignment Type	Keyed
Mating Alignment	With



Connector Mounting Type	Cable Mount (Free-Hanging)
-------------------------	----------------------------

### Other

Serviceable	No
Connector Position Assurance Capable	No
EU RoHS Compliance	Compliant
EU ELV Compliance	Compliant

### Electrical Characteristics

Operating Voltage	28 VDC
Nominal Voltage Architecture	24 V, 12 V

### Body Features

Cable Exit Angle	180°
Primary Product Color	Claret Violet
Connector & Keying Code	D

### Housing Features

Housing Material	PBT GF
Centerline (Pitch)	5 mm [.197 in]

### Contact Features

Contact Size	2.8mm
Contact Type	Receptacle
Mating Tab Width	2.8 mm [.11 in]

### Product Type Features

Mixed & Hybrid Connector	No
Connector Shape	Rectangular
Connector & Housing Type	Housing for Female Terminals
Connector System	Wire-to-Board, Wire-to-Wire
Sealable	No
Primary Locking Feature	On the Terminal
Connector & Contact Terminates To	Wire & Cable

### Configuration Features

Number of Positions	15
Number of Rows	3

### Usage Conditions



Operating Temperature (Max)	120 °C[248 °F]
Operating Temperature Range	-40 – 120 °C[-40 – 248 °F]

### Product Compliance

[For compliance documentation, visit the product page on TE.com>](#)

EU RoHS Directive 2011/65/EU	Compliant
EU ELV Directive 2000/53/EC	Compliant
China RoHS 2 Directive MIIT Order No 32, 2016	No Restricted Materials Above Threshold
EU REACH Regulation (EC) No. 1907/2006	Current ECHA Candidate List: JUNE 2024 (241) Candidate List Declared Against: JUNE 2024 (241) Does not contain REACH SVHC
Halogen Content	BFR/CFR/PVC Free, but Br/Cl >900 ppm in other sources.
Solder Process Capability	Not applicable for solder process capability

#### Product Compliance Disclaimer

This information is provided based on reasonable inquiry of our suppliers and represents our current actual knowledge based on the information they provided. This information is subject to change. The part numbers that TE has identified as EU RoHS compliant have a maximum concentration of 0.1% by weight in homogenous materials for lead, hexavalent chromium, mercury, PBB, PBDE, DBP, BBP, DEHP, DIBP, and 0.01% for cadmium, or qualify for an exemption to these limits as defined in the Annexes of Directive 2011/65/EU (RoHS2). Finished electrical and electronic equipment products will be CE marked as required by Directive 2011/65/EU. Components may not be CE marked. Additionally, the part numbers that TE has identified as EU ELV compliant have a maximum concentration of 0.1% by weight in homogenous materials for lead, hexavalent chromium, and mercury, and 0.01% for cadmium, or qualify for an exemption to these limits as defined in the Annexes of Directive 2000/53/EC (ELV). Regarding the REACH Regulation, the information TE provides on SVHC in articles for this part number is based on the latest European Chemicals Agency (ECHA) 'Guidance on requirements for substances in articles' posted at this URL: <https://echa.europa.eu/guidance-documents/guidance-on-reach>

### Compatible Parts



TE Part # 4-966140-6  
TAB HEADER2,8X0,8MM 21POS



TE Part # CAT-HPCH5372  
High Pin Count Header




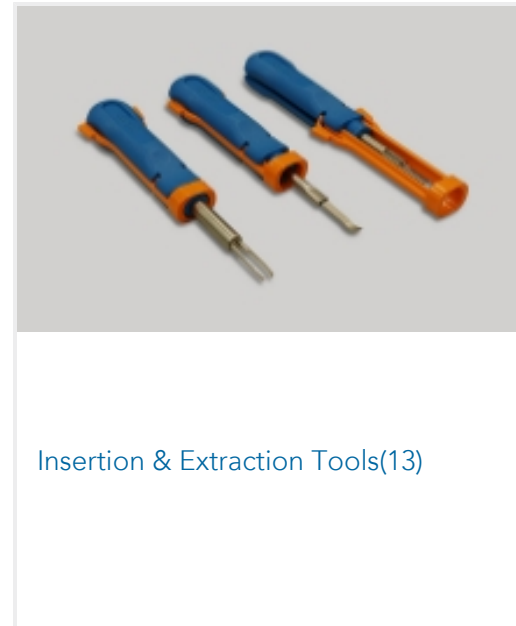

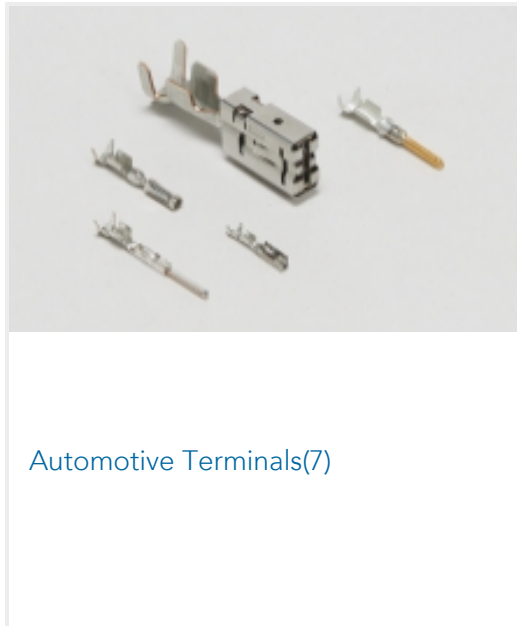
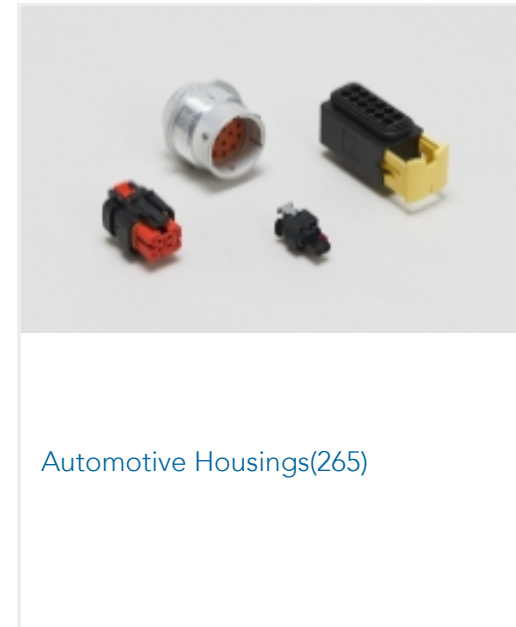



TE Part # CAT-AM705-T273  
AMP MCP, RECEPTACLE AND TAB



TE Part # 4-967628-1  
TAB HSG 2.8MM 15POS.




### Also in the Series | AMP MCP 2.8



### Also in the Series | AMP MCP Connector System




Automotive Connector Caps & Covers (24)




Automotive Connector Locks & Position Assurance(4)



Automotive Headers(31)



Automotive Housings(265)




Automotive Terminals(7)




Insertion & Extraction Tools(13)



Other Automotive Connector Accessories(2)



PCB Headers & Receptacles(31)



Wire-to-Board Headers & Receptacles (30)

## Customers Also Bought



TE Part #CAT-AM705-CH8173  
AMP Unsealed Connector Housing



TE Part #1718350-3  
MCON 1.2 CB TAB STC AG



TE Part #2366036-1  
48POS,MCON 1.2,REC HSG ASSY, UNSLD,COD A



TE Part #2329592-2  
20POS,MQS,REC HSG,UNSLD

## Documents

### Product Drawings

AMP MCP 2.8 HSG 15 POS. 2.LOCKING

English

### CAD Files

3D PDF

3D

Customer View Model



[ENG\\_CVM\\_CVM\\_5-968973-1\\_F.2d\\_dxf.zip](#)

English

**Customer View Model**

[ENG\\_CVM\\_CVM\\_5-968973-1\\_F.3d\\_igs.zip](#)

English

**Customer View Model**

[ENG\\_CVM\\_CVM\\_5-968973-1\\_F.3d\\_stp.zip](#)

English

By downloading the CAD file I accept and agree to the [Terms and Conditions](#) of use.

---

## Product Specifications

[Application Specification](#)

English