5-640440-0 ✔ ACTIVE

MTA 100

TE Internal #: 5-640440-0

Connector Assembly, Receptacle, Insulation Displacement (IDC), Wire-to-Board, Tin, Normal, UL 94V-2, MTA 100, Standard Rectangular Connectors

View on TE.com >

Connectors > Rectangular Connectors > Standard Rectangular Connectors > MTA Receptacle: Nylon, Tin Plated, 2.54 mm







Connector Product Type: **Connector Assembly**

Connector & Housing Type: **Receptacle**

Mating Alignment: **Without**

Mating Retention: **With**

Mating Retention Type: **Locking Ramp**

All MTA Receptacle: Nylon, Tin Plated, 2.54 mm (167)

Features

Body Features

Primary Product Color	Red

Packaging Features

Packaging Quantity	250
Packaging Method	Box & Carton

Dimensions

Connector Width	6.99 mm[.275 in]
Connector Height	13.21 mm[.52 in]
Wire Size	22 AWG
Connector Length	50.8 mm[2 in]

Housing Features

Housing Material	Nylon
Centerline (Pitch)	2.54 mm[.1 in]

Configuration Features

Number of Cavities	20
Contacts Preloaded	Yes
Number of Positions	20
Number of Rows	1

Industry Standards

Compatible With Agency/Standards Products	UL, CSA
UL Rating	Recognized
Compatible With Approved Standards Products	UL E28476
CSA Rating	LR 7189
UL Flammability Rating	UL 94V-2

Contact Features

Contact Underplating Material	Nickel
Wire Contact Termination Area Plating Material	Tin
Contact Type	Receptacle
Contact Mating Area Plating Material	Tin
Contact Retention Within Housing	With
Contact Current Rating (Max)	5 A

Mechanical Attachment

Contact Retention Type Within Housing	Locking Lance
Mating Alignment	Without
Mating Retention	With
Mating Retention Type	Locking Ramp
Connector Mounting Type	Cable Mount (Free-Hanging)

Product Type Features

Compatible With Discrete Wire Type	Stranded
Connector Product Type	Connector Assembly
Connector & Housing Type	Receptacle
Connector System	Wire-to-Board
Insertion Force Type	Normal
Sealable	No
Connector & Contact Terminates To	Wire & Cable

Termination Features

Termination Method to Wire & Cable	Insulation Displacement (IDC)

Electrical Characteristics

Operating Voltage	250 VAC

Usage Conditions

Operating Temperature Range	-55 – 105 °C[-67 – 221 °F]

Operation/Application

Shielded	No
Circuit Application	Signal

Other

EU RoHS Compliance	Compliant
EU ELV Compliance	Compliant

Product Compliance

For compliance documentation, visit the product page on TE.com>

EU RoHS Directive 2011/65/EU	Compliant
EU ELV Directive 2000/53/EC	Compliant
China RoHS 2 Directive MIIT Order No 32, 2016	No Restricted Materials Above Threshold
EU REACH Regulation (EC) No. 1907/2006	Current ECHA Candidate List: JUNE 2024 (241) Candidate List Declared Against: JUNE 2024 (241) Does not contain REACH SVHC
Halogen Content	BFR/CFR/PVC Free, but Br/Cl >900 ppm in other sources.
Solder Process Capability	Not applicable for solder process capability

Product Compliance Disclaimer

This information is provided based on reasonable inquiry of our suppliers and represents our current actual knowledge based on the information they provided. This information is subject to change. The part numbers that TE has identified as EU RoHS compliant have a maximum concentration of 0.1% by weight in homogenous materials for lead, hexavalent chromium, mercury, PBB, PBDE, DBP, BBP, DEHP, DIBP, and 0.01% for cadmium, or qualify for an exemption to these limits as defined in the Annexes of Directive 2011/65/EU (RoHS2). Finished electrical and electronic equipment products will be CE marked as required by Directive 2011/65/EU. Components may not be CE marked. Additionally, the part numbers that TE has identified as EU ELV compliant have a maximum concentration of 0.1% by weight in homogenous materials for lead, hexavalent chromium, and mercury, and 0.01% for cadmium, or qualify for an exemption to these limits as defined in the Annexes of Directive 2000/53/EC (ELV). Regarding the REACH Regulation, the information TE provides on SVHC in articles for this part number is based on the latest European Chemicals Agency (ECHA) 'Guidance on requirements for substances in articles' posted at this URL: https://echa.europa.eu/guidance-documents/guidance-on-reach

Compatible Parts



TE Part # CAT-104MTA-PVUNH
PCB Header: Polyester, Vertical, Unshrouded, No Mating Alignment

TE Part # 58579-1
MTA 100 MANUAL TOOL ASSEMBLY DISCRETE

TE Part # 58246-3
MTA 100 CRIMP HEAD PRODUCTION RBBN CABLE



TE Part # CAT-104MTA-NYLCC
Nylon PCB Connector Covers: 2.54 mm, MTA 100

TE Part # 58074-1
MTA 50/100/156 MANUAL TOOL FRAME

TE Part # 58246-2
MTA 100 CRIMP HEAD PRODUCTION DISCRETE

TE Part # 5-644456-0
20P MTA100 HDR ASSY (NARROW)



TE Part # CAT-104MTA-PRUSH
PCB Header: Polyester, Right Angle, Unshrouded

TE Part # CAT-104MTA-PLSCC
Polyester PCB Connector Covers: 2.54 mm, MTA 100

TE Part # 2-640454-0
20P MTA100 HDR ASSY SQ STR POL

TE Part # 58246-1
MTA 100 CRIMP HEAD REPAIR DISCRETE

Also in the Series | MTA 100

Connector Caps & Covers(69)

Connector Contacts(8)

Connector Hardware(1)

Insertion & Extraction Tools(2)



PCB Headers & Receptacles(441)



Standard Rectangular Connectors(495)

Wire-to-Board Connector Assemblies & Housings(1)



Wire-to-Board Headers & Receptacles (441)

Customers Also Bought

TE Part #5-103958-2
8X3 MTE RCPT SR LATCH .100CL

TE Part #2-604771-9
CABLE TIE, NATURAL, 4" (1000)

TE Part #1445510-3
REC,8-3,FRE HNG,LG INS,STD KEY

TE Part #5-102398-4
12 AMPMODU MT ASSY DR.100CL SN



TE Part #5-103945-2
5X3 MTE SHRD PIN SR LATCH .100

TE Part #1-534237-4
16 MODII VRT SR CE 100/115

TE Part #3-643817-5
05P MTA156 CONN ASSY 18AWG ORA



TE Part #CAT-104MTA-NTPNR
MTA Receptacle: Nylon, Tin Plated, 2.54 mm

Documents

Product Drawings

20P MTA100 CONN ASSY 22AWG RED

English

CAD Files

Customer View Model

ENG_CVM_CVM_5-640440-0_L.2d_dxf.zip

English

3D PDF

3D

Customer View Model

ENG_CVM_CVM_5-640440-0_L.3d_igs.zip

English

Customer View Model

ENG_CVM_CVM_5-640440-0_L.3d_stp.zip

English

By downloading the CAD file I accept and agree to the Terms and Conditions of use.

Product Specifications

Application Specification

English

Agency Approvals

UL

English