

5-2299683-3 ✓ ACTIVE

Economy Power 2.5

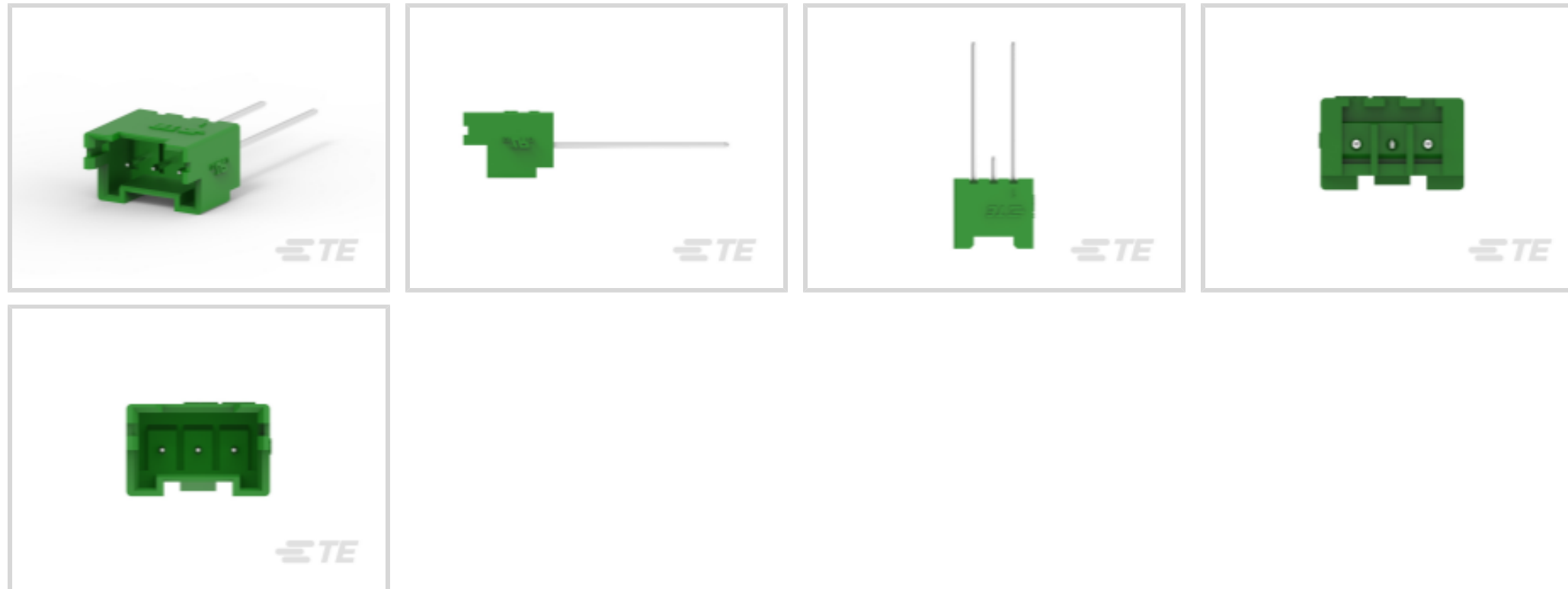
TE Internal #: 5-2299683-3

PCB Mount Header, Vertical, Wire-to-Board, 3 Position, 2.5 mm [.098 in] Centerline, Fully Shrouded, Tin, Through Hole - Solder, Economy Power 2.5

[View on TE.com >](#)



Connectors > PCB Connectors > PCB Headers & Receptacles



PCB Connector Assembly Type: **PCB Mount Header**

PCB Mount Orientation: **Vertical**

Connector System: **Wire-to-Board**

Number of Positions: **3**

Number of Rows: **1**

Features

Electrical Characteristics

Operating Voltage	250 VAC
-------------------	---------

Dimensions

Connector Width	6.4 mm[.252 in]
PCB Thickness (Recommended)	1.6 mm[.063 in]
Connector Height	8.8 mm[.346 in]
Connector Length	10 mm[.39 in]

Packaging Features

Packaging Quantity	900
Packaging Method	Tape

Industry Standards

Compatible With Agency/Standards Products	UL
Compatible With Approved Standards Products	UL E28476
Glow Wire Rating	Standard Part - Not Glow Wire
UL Flammability Rating	UL 94V-0



Mechanical Attachment

Mating Retention Type	Latch
Mating Retention	With
Mating Alignment Type	Polarization
PCB Mount Retention	Without
PCB Mount Alignment	Without
Connector Mounting Type	Board Mount
Mating Alignment	With

Termination Features

Termination Post & Tail Diameter	.6 mm[.024 in]
Termination Post & Tail Length	3.4 mm[.134 in]
Termination Method to PCB	Through Hole - Solder

Contact Features

Contact Underplating Material	Nickel
Mating Pin Diameter	.6 mm[.024 in]
Contact Underplating Material Thickness	1.27 μ m[50 μ in]
PCB Contact Termination Area Plating Material Finish	Bright
Contact Mating Area Plating Material Thickness	2.03 μ m[80 μ in]
PCB Contact Termination Area Plating Material Thickness	2.032 μ m[80 μ in]
Contact Shape & Form	Round
Contact Layout	Inline
Contact Mating Area Length	3.6 mm[.142 in]
Contact Base Material	Brass
PCB Contact Termination Area Plating Material	Tin
Contact Mating Area Plating Material Finish	Bright
Contact Mating Area Plating Material	Tin
Contact Type	Pin
Contact Current Rating (Max)	4.2 A

Housing Features

Housing Material	PBT
Centerline (Pitch)	2.5 mm[.098 in]

Configuration Features



Connector Contact Load Condition	Fully Loaded
PCB Mount Orientation	Vertical
Number of Positions	3
Number of Rows	1

Product Type Features

PCB Connector Assembly Type	PCB Mount Header
Connector System	Wire-to-Board
Header Type	Fully Shrouded
Sealable	No
Connector & Contact Terminates To	Printed Circuit Board

Body Features

Primary Product Color	Green
-----------------------	-------

Usage Conditions

Operating Temperature Range	-55 – 105 °C[-67 – 221 °F]
-----------------------------	----------------------------

Operation/Application

Circuit Application	Power & Signal
---------------------	----------------

Other

EU RoHS Compliance	Compliant
EU ELV Compliance	Compliant

Product Compliance

[For compliance documentation, visit the product page on TE.com>](#)

EU RoHS Directive 2011/65/EU	Compliant
EU ELV Directive 2000/53/EC	Compliant
China RoHS 2 Directive MIIT Order No 32, 2016	No Restricted Materials Above Threshold
EU REACH Regulation (EC) No. 1907/2006	Current ECHA Candidate List: JUNE 2024 (241) Candidate List Declared Against: JUL 2017 (174) SVHC > Threshold: Not Yet Reviewed
Halogen Content	Not Low Halogen - contains Br or Cl > 900 ppm.
Solder Process Capability	Not reviewed for solder process capability



Product Compliance Disclaimer

This information is provided based on reasonable inquiry of our suppliers and represents our current actual knowledge based on the information they provided. This information is subject to change. The part numbers that TE has identified as EU RoHS compliant have a maximum concentration of 0.1% by weight in homogenous materials for lead, hexavalent chromium, mercury, PBB, PBDE, DBP, BBP, DEHP, DIBP, and 0.01% for cadmium, or qualify for an exemption to these limits as defined in the Annexes of Directive 2011/65/EU (RoHS2). Finished electrical and electronic equipment products will be CE marked as required by Directive 2011/65/EU. Components may not be CE marked. Additionally, the part numbers that TE has identified as EU ELV compliant have a maximum concentration of 0.1% by weight in homogenous materials for lead, hexavalent chromium, and mercury, and 0.01% for cadmium, or qualify for an exemption to these limits as defined in the Annexes of Directive 2000/53/EC (ELV). Regarding the REACH Regulations, TE's information on SVHC in articles for this part number is still based on the European Chemical Agency (ECHA) 'Guidance on requirements for substances in articles' (Version: 2, April 2011), applying the 0.1% weight on weight concentration threshold at the finished product level. TE is aware of the European Court of Justice ruling of September 10th, 2015 also known as O5A (Once An Article Always An Article) stating that, in case of 'complex object', the threshold for a SVHC must be applied to both the product as a whole and simultaneously to each of the articles forming part of its composition. TE has evaluated this ruling based on the new ECHA "Guidance on requirements for substances in articles" (June 2017, version 4.0) and will be updating its statements accordingly.

Compatible Parts



TE Part # 2232905-1
EP 2.5 LIF RCPT CONTACT, 26-22 AWG



TE Part # 1969442-3
EP 2.5 TPA Housing, 3 Pos



TE Part # 1969443-3
EP 2.5 TPA Retainer, 3 Pos




TE Part # 2232983-1
EP 2.5 LIF RCPT CONTACT, 24-20 AWG




TE Part # 1744423-1
EP 2.5 RCPT CONTACT, 24-20 AWG

Also in the Series | Economy Power 2.5




Connector Contacts(6)




Connector Hardware(49)



PCB Headers & Receptacles(533)



Wire-to-Board Connector Assemblies & Housings(305)



Wire-to-Board Headers & Receptacles (533)

Customers Also Bought




TE Part #DT04-2P
REC, 2P, GRY, N




TE Part #DT06-2S
PLG, 2P, GRY, N



TE Part #CAT-D487-W416
Wedgelocks: DEUTSCH DT



TE Part #CAT-D48-ST273
DEUTSCH Solid Contacts



TE Part #CAT-AM71-CH8172
AMP SUPERSEAL 1.5MM,
CONNECTOR HOUSING



TE Part #114017-ZZ
SEALING PLUG, SIZE 12/16, WHT



TE Part #281934-2
SINGLE WIRE SEAL

Documents

Product Drawings

EP2.5 HDR 3P VERT W/O BOSS,TAPING,GREEN

English

CAD Files

3D PDF

3D

Customer View Model

[ENG_CVM_CVM_5-2299683-3_A.2d_dxf.zip](#)

English

Customer View Model

[ENG_CVM_CVM_5-2299683-3_A.3d_igs.zip](#)

English

Customer View Model

[ENG_CVM_CVM_5-2299683-3_A.3d_stp.zip](#)

English

By downloading the CAD file I accept and agree to the [Terms and Conditions](#) of use.



[Product Specifications](#)

[Application Specification](#)

English