

5-2287903-8 ✓ ACTIVE

AMP | FAKRA RF Connector System

TE Internal #: 5-2287903-8

Wire-to-Board, Edge, 1 Position, Board Mount, H Code, Signal, -40

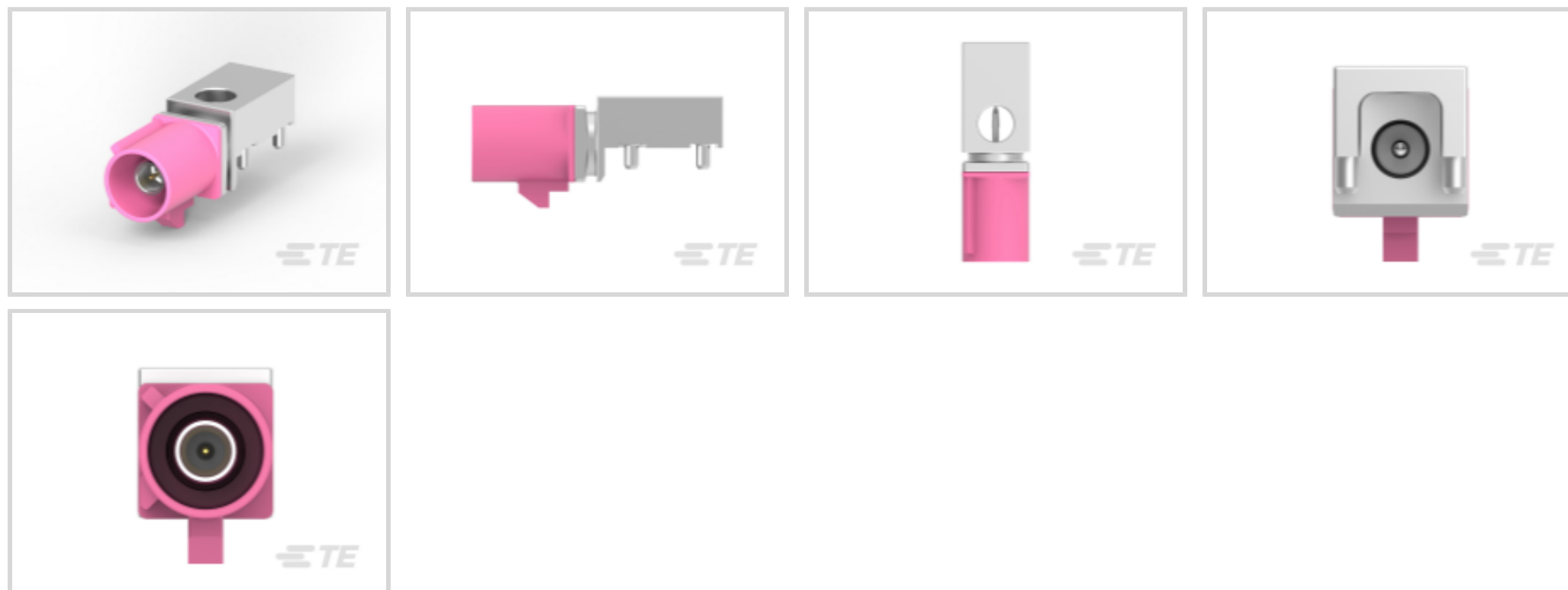
- 105 °C [-40 – 221 °F], FAKRA RF Connector System, Data

Connectivity Headers

[View on TE.com >](#)



Connectors > Automotive Connectors > Data Connectivity Systems > Data Connectivity Headers



Connector System: **Wire-to-Board**

Sealable: **No**

Shielded: **No**

PCB Mount Orientation: **Edge**

Number of Positions: **1**

### Features

#### Industry Standards

Compatible With Agency/Standards Products	SAE/USCAR-17
---	--------------

#### Electrical Characteristics

Operating Voltage	800 VAC
Impedance	50 Ω

#### Signal Characteristics

Operating Frequency Range	0 – 6000 MHz
---------------------------	--------------

#### Housing Features

Housing Color	Violet
---------------	--------

#### Dimensions

Product Width	7.5 mm[.295 in]
Product Length	24.5 mm[.965 in]
Connector Height	10.45 mm[.411 in]

#### Packaging Features



Packaging Quantity	1600
--------------------	------

Packaging Method	Reel
------------------	------

### Other

Outer Contact Plating Material	Tin (Sn)
--------------------------------	----------

Dielectric Material	PCT
---------------------	-----

EU RoHS Compliance	Compliant
--------------------	-----------

EU ELV Compliance	Compliant
-------------------	-----------

### Contact Features

RF Connector Center Contact Plating Material	Gold (Au)
--	-----------

Contact Mating Area Plating Material	Gold
--------------------------------------	------

Center Contact	With
----------------	------

Contact Type	Pin
--------------	-----

Mating Pin Diameter	.51 mm[.02 in]
---------------------	----------------

Contact Current Rating (Max)	1 A
------------------------------	-----

### Body Features

PCB Retention Feature Plating Material	Tin
--	-----

Body Material	PA GF
---------------	-------

Connector & Keying Code	H
-------------------------	---

### Mechanical Attachment

Panel Attachment Style	Front Mount
------------------------	-------------

PCB Mount Retention	With
---------------------	------

Mating Retention	With
------------------	------

PCB Mount Retention Type	Solder Tail
--------------------------	-------------

Connector Mounting Type	Board Mount
-------------------------	-------------

### Product Type Features

Connector & Contact Terminates To	Printed Circuit Board
-----------------------------------	-----------------------

Mixed & Hybrid Connector	No
--------------------------	----

Connector System	Wire-to-Board
------------------	---------------

Sealable	No
----------	----

### Configuration Features

PCB Mount Orientation	Edge
-----------------------	------

Number of Positions	1
---------------------	---



### Usage Conditions

Operating Temperature (Max)	105 °C[221 °F]
Operating Temperature Range	-40 – 105 °C[-40 – 221 °F]

### Operation/Application

Shielded	No
Circuit Application	Signal

### Product Compliance

[For compliance documentation, visit the product page on TE.com>](#)

EU RoHS Directive 2011/65/EU	Compliant
EU ELV Directive 2000/53/EC	Compliant
China RoHS 2 Directive MIIT Order No 32, 2016	No Restricted Materials Above Threshold
EU REACH Regulation (EC) No. 1907/2006	Current ECHA Candidate List: JUNE 2024 (241) Candidate List Declared Against: JUNE 2024 (241) Does not contain REACH SVHC
Halogen Content	BFR/CFR/PVC Free, but Br/Cl >900 ppm in other sources.
Solder Process Capability	Not reviewed for solder process capability




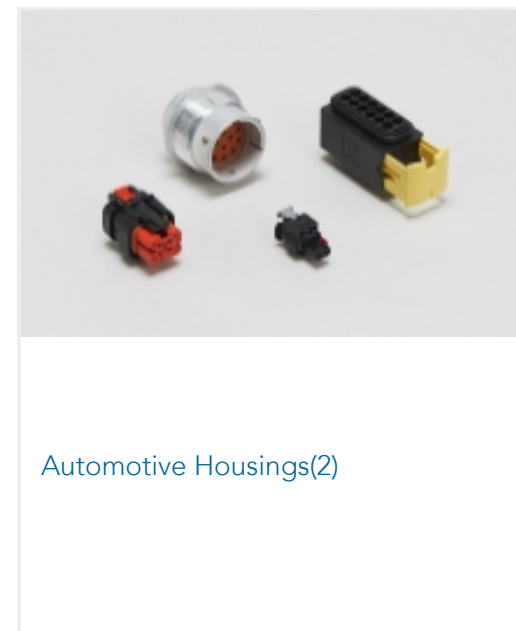


#### Product Compliance Disclaimer

This information is provided based on reasonable inquiry of our suppliers and represents our current actual knowledge based on the information they provided. This information is subject to change. The part numbers that TE has identified as EU RoHS compliant have a maximum concentration of 0.1% by weight in homogenous materials for lead, hexavalent chromium, mercury, PBB, PBDE, DBP, BBP, DEHP, DIBP, and 0.01% for cadmium, or qualify for an exemption to these limits as defined in the Annexes of Directive 2011/65/EU (RoHS2). Finished electrical and electronic equipment products will be CE marked as required by Directive 2011/65/EU. Components may not be CE marked. Additionally, the part numbers that TE has identified as EU ELV compliant have a maximum concentration of 0.1% by weight in homogenous materials for lead, hexavalent chromium, and mercury, and 0.01% for cadmium, or qualify for an exemption to these limits as defined in the Annexes of Directive 2000/53/EC (ELV). Regarding the REACH Regulations, TE's information on SVHC in articles for this part number is still based on the European Chemical Agency (ECHA) 'Guidance on requirements for substances in articles' (Version: 2, April 2011), applying the 0.1% weight on weight concentration threshold at the finished product level. TE is aware of the European Court of Justice ruling of September 10th, 2015 also known as O5A (Once An Article Always An Article) stating that, in case of 'complex object', the threshold for a SVHC must be applied to both the product as a whole and simultaneously to each of the articles forming part of its composition. TE has evaluated this ruling based on the new ECHA "Guidance on requirements for substances in articles" (June 2017, version 4.0) and will be updating its statements accordingly.

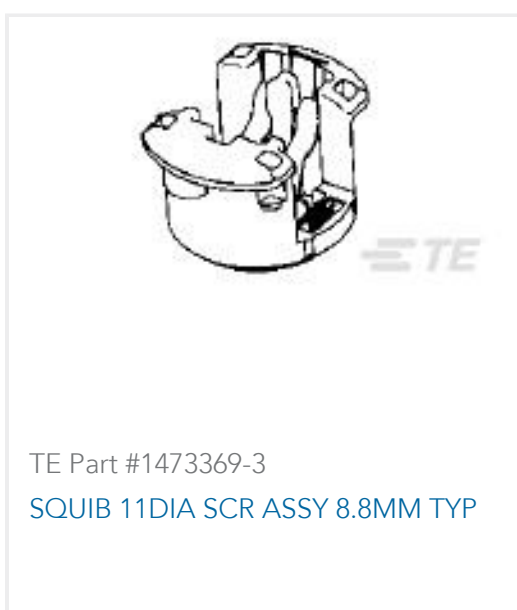
### Compatible Parts

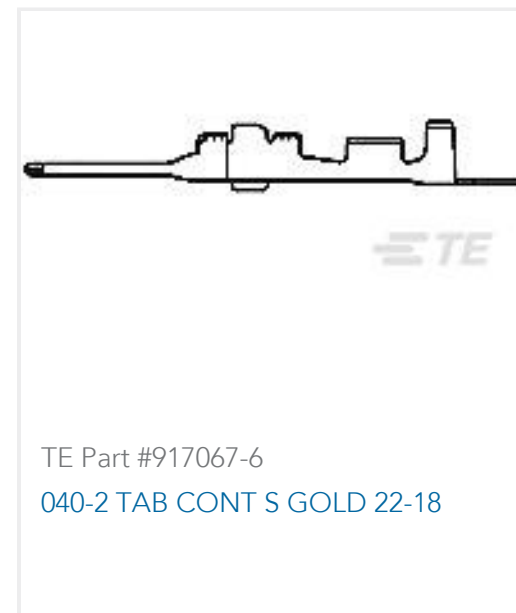


Also in the Series | **FAKRA RF Connector System**



Customers Also Bought





## Documents

### Product Drawings

[FAKRA, 1 POS, EDGE MOUNT, 6 OCLOCK ASSY](#)

English

### CAD Files

[3D PDF](#)

3D

Customer View Model

[ENG\\_CVM\\_CVM\\_5-2287903-8\\_E.2d\\_dxf.zip](#)

English

Customer View Model

[ENG\\_CVM\\_CVM\\_5-2287903-8\\_E.3d\\_igs.zip](#)

English

Customer View Model

[ENG\\_CVM\\_CVM\\_5-2287903-8\\_E.3d\\_stp.zip](#)

English

By downloading the CAD file I accept and agree to the [Terms and Conditions](#) of use.

### Product Specifications

[Application Specification](#)

English