

5-1825137-1 ✓ ACTIVE

ALCOSWITCH | ALCOSWITCH Gemini A Series

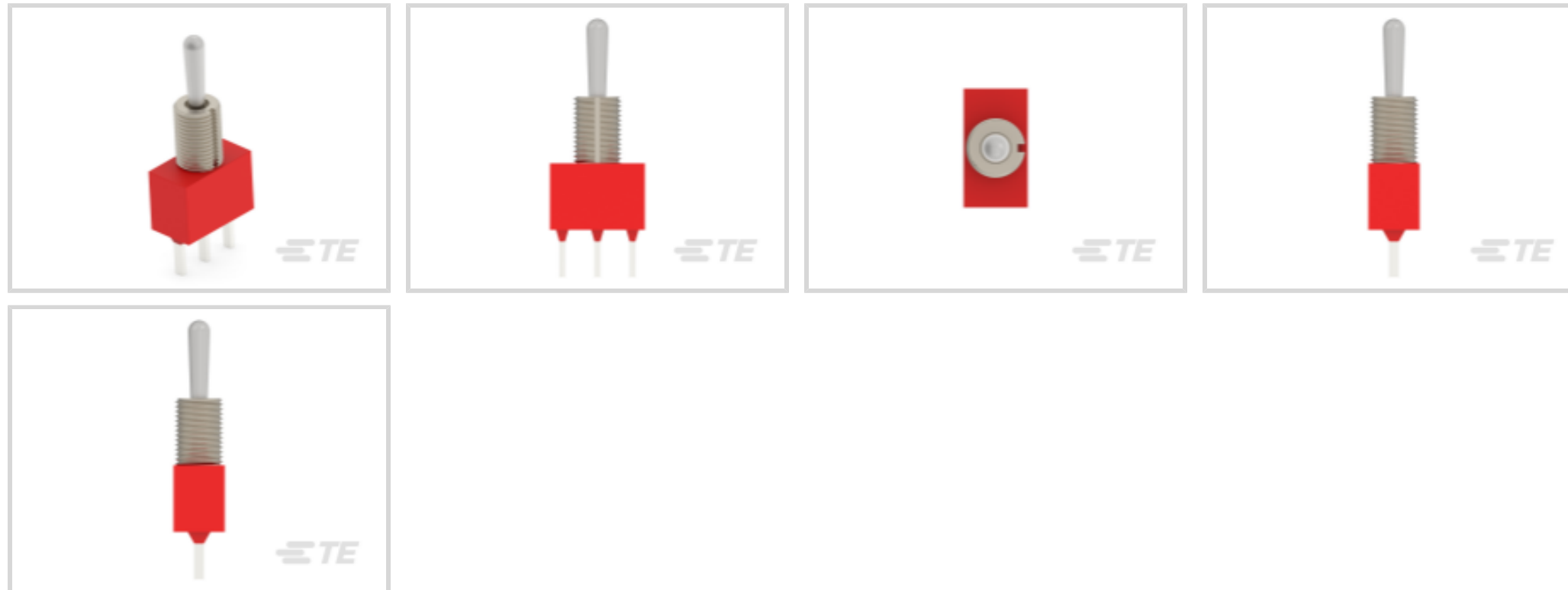
TE Internal #: 5-1825137-1

5 A Toggle Switch, Single Pole - Double Throw Configuration (Pole-Throw), On Off (On), 3 Position, 28 VDC, 125 VAC, ALCOSWITCH Gemini A Series

[View on TE.com >](#)



Switches > Toggle Switches



Configuration (Pole-Throw): **Single Pole - Double Throw**

Operating Function: **On Off (On)**

Number of Positions: **3**

Contact Current Rating: **5 A**

Operating Voltage: **28 VDC**

## Features

### Product Type Features

|                        |                 |
|------------------------|-----------------|
| Sealed Device          | Yes             |
| Switch Connection Type | Printed Circuit |
| Toggle Style           | Baton Long      |
| Switch Type            | Toggle Switch   |

### Configuration Features

|                            |                            |
|----------------------------|----------------------------|
| Configuration (Pole-Throw) | Single Pole - Double Throw |
| Operating Function         | On Off (On)                |
| Number of Positions        | 3                          |

### Electrical Characteristics

|                                       |          |
|---------------------------------------|----------|
| Contact Resistance                    | 10 mΩ    |
| Insulation Resistance                 | 1000 MΩ  |
| Dielectric Withstanding Voltage (Max) | 1000 VAC |
| Contact Current Rating                | 5 A      |
| Operating Voltage                     | 125 VAC  |



### Body Features

|                     |          |
|---------------------|----------|
| Actuator Finish     | Nickel   |
| Product Orientation | Vertical |
| Bushing Style       | Threaded |
| Bushing Thread Size | 1/4-40   |

### Contact Features

|                                 |        |
|---------------------------------|--------|
| Contact Base Material           | Copper |
| Switch Contact Plating Material | Silver |

### Termination Features

|                           |                       |
|---------------------------|-----------------------|
| Termination Method to PCB | Through Hole - Solder |
|---------------------------|-----------------------|

### Mechanical Attachment

|                    |                               |
|--------------------|-------------------------------|
| Product Mount Type | Panel & Printed Circuit Board |
|--------------------|-------------------------------|

### Housing Features

|                |    |
|----------------|----|
| Process Sealed | No |
|----------------|----|

### Dimensions

|               |                 |
|---------------|-----------------|
|               | .35 in          |
| Toggle Length | 10.4 mm[.41 in] |

### Industry Standards

|                        |          |
|------------------------|----------|
| UL Flammability Rating | UL 94V-1 |
|------------------------|----------|

### Product Compliance

[For compliance documentation, visit the product page on TE.com>](#)

|   |   |
|---|---|
| EU RoHS Directive 2011/65/EU                  | Compliant with Exemptions   |
| EU ELV Directive 2000/53/EC                   | Compliant with Exemptions   |
| China RoHS 2 Directive MIIT Order No 32, 2016 | Restricted Materials Above Threshold  |
| EU REACH Regulation (EC) No. 1907/2006        | Current ECHA Candidate List: JUNE 2025 (250)<br>Candidate List Declared Against: JAN 2025 (247)<br>SVHC > Threshold:<br>Pb (4% in Component Part)<br><b>Article Safe Usage Statements:</b><br>Do not eat, drink or smoke when using this product. Wash thoroughly after handling. Recycle if possible and dispose of the article by following all applicable governmental regulations relevant to your geographic location. |
| Halogen Content                               | Low Halogen - Br, Cl, F < 900 ppm per homogenous material. Also BFR/CFR/PVC   |



Free

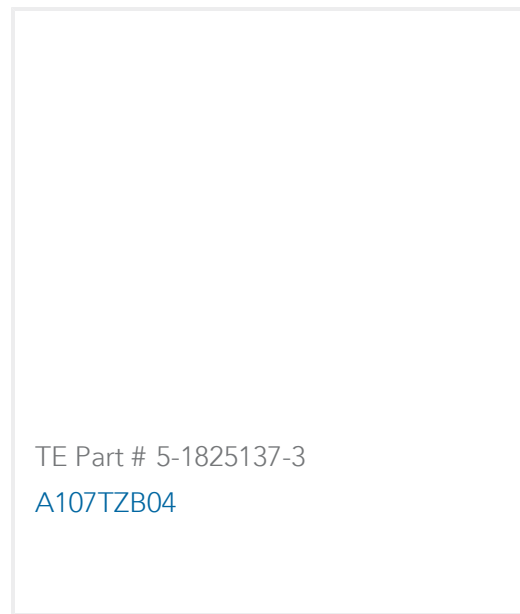
Solder Process Capability

Wave solder capable to 265°C


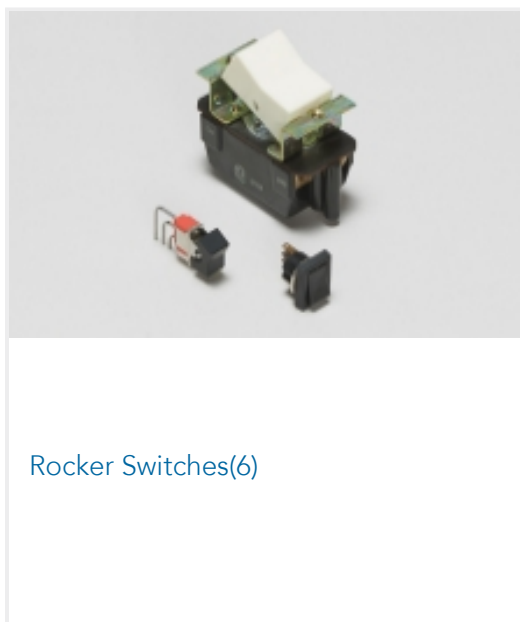
Product Compliance Disclaimer

This information is provided based on reasonable inquiry of our suppliers and represents our current actual knowledge based on the information they provided. This information is subject to change. The part numbers that TE has identified as EU RoHS compliant have a maximum concentration of 0.1% by weight in homogenous materials for lead, hexavalent chromium, mercury, PBB, PBDE, DBP, BBP, DEHP, DIBP, and 0.01% for cadmium, or qualify for an exemption to these limits as defined in the Annexes of Directive 2011/65/EU (RoHS2). Finished electrical and electronic equipment products will be CE marked as required by Directive 2011/65/EU. Components may not be CE marked. Additionally, the part numbers that TE has identified as EU ELV compliant have a maximum concentration of 0.1% by weight in homogenous materials for lead, hexavalent chromium, and mercury, and 0.01% for cadmium, or qualify for an exemption to these limits as defined in the Annexes of Directive 2000/53/EC (ELV). Regarding the REACH Regulation, the information TE provides on SVHC in articles for this part number is based on the latest European Chemicals Agency (ECHA) 'Guidance on requirements for substances in articles' posted at this URL: <https://echa.europa.eu/guidance-documents/guidance-on-reach>

### Compatible Parts



### Also in the Series | ALCOSWITCH Gemini A Series



### Customers Also Bought



## Documents

### Product Drawings

[A107SYCQ04](#)

English

### CAD Files

Customer View Model

[ENG\\_CVM\\_CVM\\_5-1825137-1\\_A.2d\\_dxf.zip](#)

English

Customer View Model

[ENG\\_CVM\\_CVM\\_5-1825137-1\\_A.3d\\_stp.zip](#)

English

Customer View Model

[ENG\\_CVM\\_CVM\\_5-1825137-1\\_A.3d\\_igs.zip](#)

English

[3D PDF](#)

3D

By downloading the CAD file I accept and agree to the [Terms and Conditions](#) of use.

### Datasheets & Catalog Pages



[SWITCHES\\_CORE\\_PROGRAM\\_CATALOG](#)

English

[GEMINI\\_SERIES\\_SWITCHES\\_QUICK\\_REF\\_GUIDE\\_2-1773458-5](#)

English