

5-1761183-6 ✓ ACTIVE

AMPLIMITE

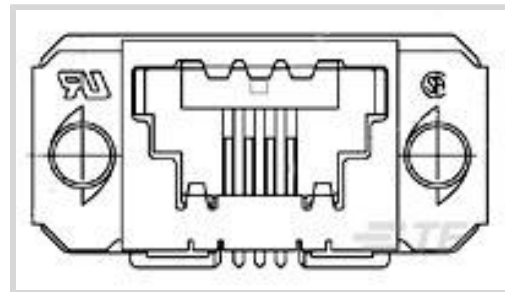
TE Internal #: 5-1761183-6

Receptacle, Cable-to-Board, 16 Position, 1.27 mm [.05 in]
Centerline, Printed Circuit Board, Signal, Board Mount, SDL
Connectors

[View on TE.com >](#)



Connectors > Audio & Video Connectors > SDL Connectors



Connector & Housing Type: **Receptacle**

Connector System: **Cable-to-Board**

Number of Positions: **16**

Centerline (Pitch): **1.27 mm [.05 in]**

Connector & Contact Terminates To: **Printed Circuit Board**

Features

Industry Standards

UL Flammability Rating	UL 94V-0
------------------------	----------

Body Features

Shield Plating Material	Tin over Nickel
-------------------------	-----------------

Shield Material	Brass
-----------------	-------

Mechanical Attachment

PCB Mount Retention Type	Mounting Hole
--------------------------	---------------

Polarization Code	E
-------------------	---

PCB Mount Retention	With
---------------------	------

Connector Mounting Type	Board Mount
-------------------------	-------------

Contact Features

Contact Mating Area Plating Material	Gold
--------------------------------------	------

Contact Base Material	Phosphor Bronze
-----------------------	-----------------

	50 µin
--	--------

Contact Current Rating (Max)	1.5 A
------------------------------	-------

Housing Features

Housing Color	Black
---------------	-------

Housing Material	Polyester GF
------------------	--------------

Mating Entry Location	Top
-----------------------	-----



Centerline (Pitch)	1.27 mm [.05 in]
--------------------	------------------

Product Type Features

Grounding Options	Panel Ground
Receptacle Configuration	Standard
Connector & Housing Type	Receptacle
Connector System	Cable-to-Board
Connector & Contact Terminates To	Printed Circuit Board

Configuration Features

Number of Positions	16
---------------------	----

Usage Conditions

Operating Temperature Range	-20 – 80 °C [-4 – 176 °F]
-----------------------------	---------------------------

Operation/Application

Circuit Application	Signal
---------------------	--------

Other

EU RoHS Compliance	Compliant
EU ELV Compliance	Compliant

Product Compliance

[For compliance documentation, visit the product page on TE.com>](#)

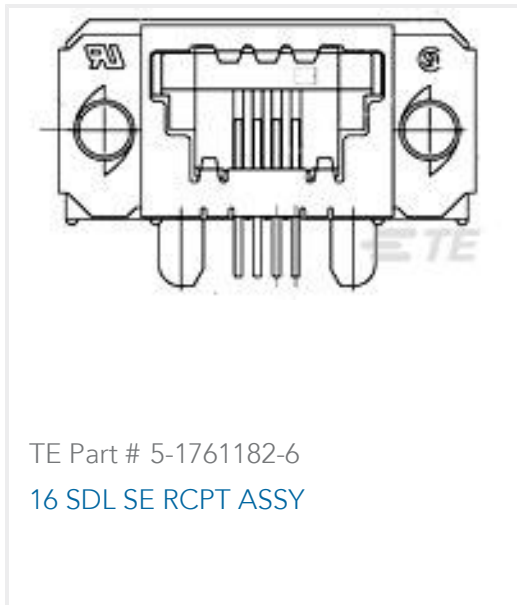
EU RoHS Directive 2011/65/EU	Compliant
EU ELV Directive 2000/53/EC	Compliant
China RoHS 2 Directive MIIT Order No 32, 2016	No Restricted Materials Above Threshold
EU REACH Regulation (EC) No. 1907/2006	Current ECHA Candidate List: JUNE 2024 (241) Candidate List Declared Against: JUNE 2022 (224) Does not contain REACH SVHC
Halogen Content	Not Low Halogen - contains Br or Cl > 900 ppm.
Solder Process Capability	Wave solder capable to 265°C

Product Compliance Disclaimer

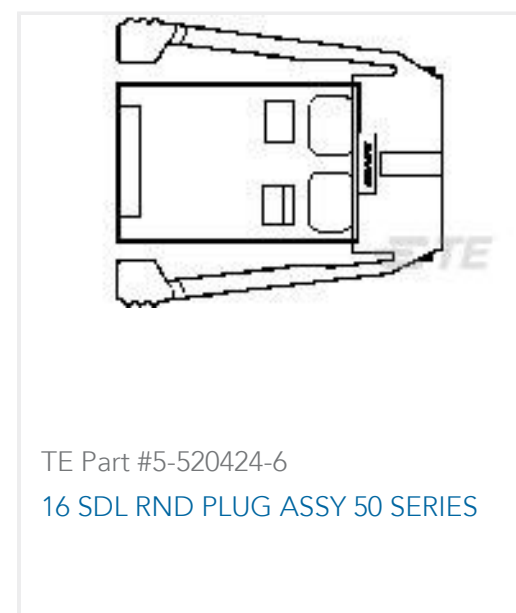
This information is provided based on reasonable inquiry of our suppliers and represents our current actual knowledge based on the information they provided. This information is subject to change. The part numbers that TE has identified as EU RoHS compliant have a maximum concentration of 0.1% by weight in homogenous materials for lead, hexavalent chromium, mercury, PBB, PBDE, DBP, BBP, DEHP, DIBP, and 0.01% for cadmium, or qualify for an exemption to these limits as defined in the Annexes of Directive 2011/65/EU (RoHS2). Finished electrical and electronic equipment products

will be CE marked as required by Directive 2011/65/EU. Components may not be CE marked. Additionally, the part numbers that TE has identified as EU ELV compliant have a maximum concentration of 0.1% by weight in homogenous materials for lead, hexavalent chromium, and mercury, and 0.01% for cadmium, or qualify for an exemption to these limits as defined in the Annexes of Directive 2000/53/EC (ELV). Regarding the REACH Regulation, the information TE provides on SVHC in articles for this part number is based on the latest European Chemicals Agency (ECHA) 'Guidance on requirements for substances in articles' posted at this URL: <https://echa.europa.eu/guidance-documents/guidance-on-reach>

Compatible Parts



Customers Also Bought



Documents

[Product Drawings](#)



16 SDL TE RCPT ASSY

English

CAD Files

3D PDF

3D

Customer View Model

[ENG_CVM_CVM_5-1761183-6_A.2d_dxf.zip](#)

English

Customer View Model

[ENG_CVM_CVM_5-1761183-6_A.3d_igs.zip](#)

English

Customer View Model

[ENG_CVM_CVM_5-1761183-6_A.3d_stp.zip](#)

English

By downloading the CAD file I accept and agree to the [Terms and Conditions](#) of use.

Product Specifications

Application Specification

English

Instruction Sheets

Instruction Sheet (U.S.)

English