

5-146280-3 ✓ ACTIVE

AMPMODU | AMPMODU Headers

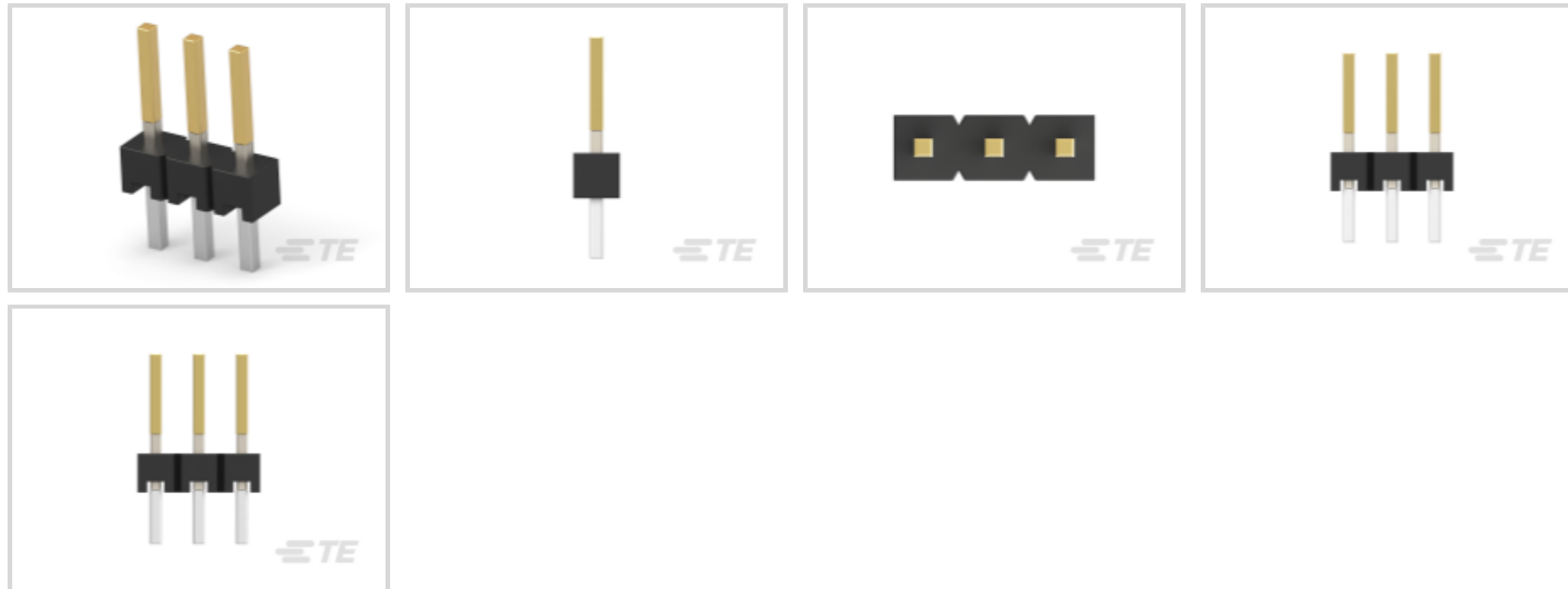
TE Internal #: 5-146280-3

PCB Mount Header, Vertical, Board-to-Board, 3 Position, 2.54 mm [.1 in] Centerline, Breakaway, Gold, Through Hole - Solder, Signal, AMPMODU Headers

[View on TE.com >](#)



Connectors > PCB Connectors > PCB Headers & Receptacles



PCB Connector Assembly Type: **PCB Mount Header**

PCB Mount Orientation: **Vertical**

Connector System: **Board-to-Board**

Number of Positions: **3**

Number of Rows: **1**

## Features

### Dimensions

PCB Thickness (Recommended)	1.6 mm[.063 in]
-----------------------------	-----------------

### Packaging Features

Packaging Quantity	540
Packaging Method	Carton

### Industry Standards

Compatible With Approved Standards Products	UL E28476, CSA LR7189
UL Flammability Rating	UL 94V-0

### Usage Conditions

Housing Temperature Rating	High
Operating Temperature Range	-65 – 105 °C[-85 – 221 °F]

### Termination Features

Termination Post & Tail Length	3.05 mm[.12 in]
Square Termination Post & Tail Dimension	.64 mm[.025 in]



Termination Method to PCB	Through Hole - Solder
---------------------------	-----------------------

### Contact Features

Contact Underplating Material	Nickel
PCB Contact Termination Area Plating Material Finish	Matte
Contact Mating Area Plating Material Thickness	.381 $\mu\text{m}$ [15 $\mu\text{in}$ ]
Mating Square Post Dimension	.64 mm[.025 in]
	100 – 200 $\mu\text{in}$
Contact Shape & Form	Square
Contact Base Material	Copper Alloy
PCB Contact Termination Area Plating Material	Tin-Lead
Contact Mating Area Plating Material	Gold
Contact Type	Pin
Contact Current Rating (Max)	3 A

### Housing Features

Housing Material	LCP-GF (Liquid Crystal Polymer), LCP (Liquid Crystal Polymer)
Centerline (Pitch)	2.54 mm[.1 in]

### Configuration Features

Connector Contact Load Condition	Fully Loaded
Board-to-Board Configuration	Parallel
PCB Mount Orientation	Vertical
Number of Positions	3
Number of Rows	1

### Product Type Features

PCB Connector Assembly Type	PCB Mount Header
Connector System	Board-to-Board
Header Type	Breakaway
Sealable	No
Connector & Contact Terminates To	Printed Circuit Board

### Body Features

Primary Product Color	Black
-----------------------	-------

### Mechanical Attachment



PCB Mount Retention	Without
PCB Mount Alignment	Without
Connector Mounting Type	Board Mount
Mating Alignment	Without

### Operation/Application

Circuit Application	Signal
---------------------	--------

### Other

EU RoHS Compliance	Compliant
EU ELV Compliance	Compliant

### Product Compliance

[For compliance documentation, visit the product page on TE.com>](#)

EU RoHS Directive 2011/65/EU	Compliant
EU ELV Directive 2000/53/EC	Compliant
China RoHS 2 Directive MIIT Order No 32, 2016	No Restricted Materials Above Threshold
EU REACH Regulation (EC) No. 1907/2006	Current ECHA Candidate List: JUNE 2024 (241) Candidate List Declared Against: JUNE 2024 (241) Does not contain REACH SVHC
Halogen Content	Low Bromine/Chlorine - Br and Cl < 900 ppm per homogenous material. Also BFR /CFR/PVC Free
Solder Process Capability	Pin-in-Paste capable to 260°C

#### Product Compliance Disclaimer

This information is provided based on reasonable inquiry of our suppliers and represents our current actual knowledge based on the information they provided. This information is subject to change. The part numbers that TE has identified as EU RoHS compliant have a maximum concentration of 0.1% by weight in homogenous materials for lead, hexavalent chromium, mercury, PBB, PBDE, DBP, BBP, DEHP, DIBP, and 0.01% for cadmium, or qualify for an exemption to these limits as defined in the Annexes of Directive 2011/65/EU (RoHS2). Finished electrical and electronic equipment products will be CE marked as required by Directive 2011/65/EU. Components may not be CE marked. Additionally, the part numbers that TE has identified as EU ELV compliant have a maximum concentration of 0.1% by weight in homogenous materials for lead, hexavalent chromium, and mercury, and 0.01% for cadmium, or qualify for an exemption to these limits as defined in the Annexes of Directive 2000/53/EC (ELV). Regarding the REACH Regulation, the information TE provides on SVHC in articles for this part number is based on the latest European Chemicals Agency (ECHA) 'Guidance on requirements for substances in articles' posted at this URL: <https://echa.europa.eu/guidance-documents/guidance-on-reach>

### Compatible Parts




TE Part # 531230-2  
SHUNT, .200 C/L,LP,2 POS, 15AU

Also in the Series | **AMPMODU Headers**



Automotive Headers(1)




Board-to-Board Headers & Receptacles(1575)



Connector Contacts(52)




Connector Hardware(1)



PCB Headers & Receptacles(1620)



Wire-to-Board Connector Assemblies & Housings(5)



Wire-to-Board Headers & Receptacles (114)

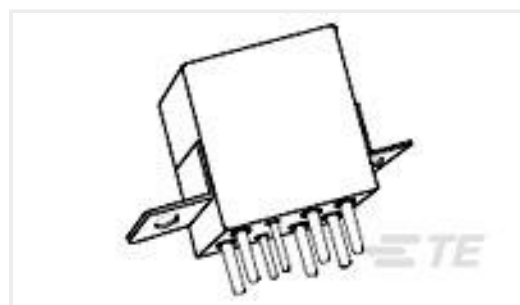
Customers Also Bought



TE Part #1971785-2  
PTL RECEPTACLE CONTACT, 20 - 24 AWG




TE Part #1-1969694-3  
PTL 1X3 PCB HEADER R/A HITEMP KEY A LGR



TE Part #9-1617748-2  
FCA-210-0919M=M83536/9-019M



TE Part #5-146280-5  
05 MODII HDR SRST B/A .100CL



TE Part #6-104069-3  
26 sys 50 hdr drra shrd sn



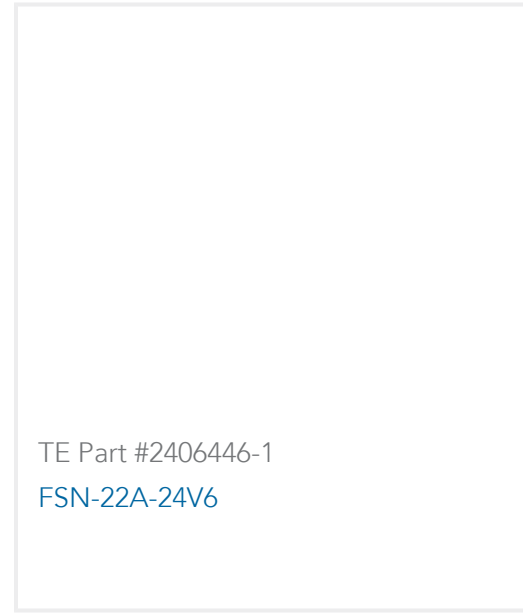
TE Part #5-146280-6  
06 MODII HDR SRST B/A .100CL



TE Part #5-146280-4  
04 MODII HDR SRST B/A .100CL



TE Part #6-104074-1  
12 SYSTEM 50 HDR SRRA SHRD SN



## Documents

### Product Drawings

[03 MODII HDR SRST B/A .100CL](#)

English

### CAD Files

[3D PDF](#)

3D

Customer View Model

[ENG\\_CVM\\_CVM\\_5-146280-3\\_D.2d\\_dxf.zip](#)

English

Customer View Model

[ENG\\_CVM\\_CVM\\_5-146280-3\\_D.3d\\_igs.zip](#)

English

Customer View Model

[ENG\\_CVM\\_CVM\\_5-146280-3\\_D.3d\\_stp.zip](#)

English

By downloading the CAD file I accept and agree to the [Terms and Conditions](#) of use.