




Relays & Contactors > Electromechanical Relays



Relay & Contactor Type: **General Purpose Power Relay**

Current Type: **DC**

Coil Magnetic System: **Monostable**

Contact Arrangement: **2 Form C DPDT-CO**

Contact Current Rating: **12 A**

Features

Contact Features

| | |
|------------------|-----------|
| Contact Material | AgNi90/10 |
|------------------|-----------|

Dimensions

| | |
|---|------------------|
| Insulation Clearance Between Contact & Coil | 3 mm |
| Insulation Creepage Between Contact & Coil | 4 mm[.157 in] |
| Product Width | 22.5 mm[.885 in] |
| Product Length | 28 mm[1.1 in] |
| Product Height | 30 mm[1.18 in] |

Packaging Features

| | |
|------------------|---------------|
| Packaging Method | Carton & Tube |
|------------------|---------------|

Other

| | |
|---------------------------|------------|
| Coil Power Rating Class | .6 – .8 W |
| Contact Current Class | 10 – 20 A |
| Height Class (Mechanical) | 25 – 30 mm |
| Length Class (Mechanical) | 25 – 30 mm |
| Width Class (Mechanical) | 20 – 25 mm |
| EU RoHS Compliance | Compliant |
| EU ELV Compliance | Compliant |

Usage Conditions

| | |
|---|---------------------------|
| Operating Temperature Range | -40 – 70 °C[-40 – 158 °F] |
| Environmental Category of Protection | RTII |
| Environmental Ambient Temperature (Max) | 70 °C[158 °F] |

Body Features

| | |
|----------------|------------------------------------|
| Product Weight | 30 g[1.058 oz] |
| Enclosure Type | Flux Resistant Automatic Soldering |

Electrical Characteristics

| | |
|---|------------|
| Contact Limiting Short-Time Current | 300 A |
| Contact Limiting Making Current | 24 A |
| Contact Limiting Breaking Current | 12 A |
| Insulation Initial Dielectric Between Open Contacts | 1200 Vrms |
| Insulation Initial Dielectric Between Adjacent Contacts | 2500 Vrms |
| Contact Switching Voltage (Max) | 400 VAC |
| Contact Switching Load (Min) | 10mA @ 12V |
| Coil Resistance | 192 Ω |
| Contact Current Rating | 12 A |
| Coil Voltage Rating | 12 VDC |
| Contact Voltage Rating | 240 VAC |
| Coil Power Rating DC | .75 W |
| Insulation Initial Dielectric Between Contacts & Coil | 1200 Vrms |

Configuration Features

| | |
|-------------------------|----------------------------|
| Contact Number of Poles | 2 |
| Coil Special Features | UL Coil Insulation Class F |
| Contact Arrangement | 2 Form C DPDT-CO |

Operation/Application

| | |
|----------------------|-------------|
| Solder Process | Wave Solder |
| Current Type | DC |
| Coil Magnetic System | Monostable |

Product Type Features

| | |
|------------------------|-----------------------------|
| Relay & Contactor Type | General Purpose Power Relay |
|------------------------|-----------------------------|

Termination Features

| | |
|--|--|
| | |
|--|--|

| | |
|------------------------------------|-------------|
| Main Termination & Connection Type | Solder Pins |
|------------------------------------|-------------|

| | |
|------------------------------------|-------------|
| Coil Termination & Connection Type | Solder Pins |
|------------------------------------|-------------|

Mechanical Attachment

| | |
|--------------------|-------------|
| Product Mount Type | Board Mount |
|--------------------|-------------|

Product Compliance

[For compliance documentation, visit the product page on TE.com>](#)

| | |
|------------------------------|-----------|
| EU RoHS Directive 2011/65/EU | Compliant |
|------------------------------|-----------|

| | |
|-----------------------------|-----------|
| EU ELV Directive 2000/53/EC | Compliant |
|-----------------------------|-----------|

| | |
|---|---|
| China RoHS 2 Directive MIIT Order No 32, 2016 | No Restricted Materials Above Threshold |
|---|---|

| | |
|--|---|
| EU REACH Regulation (EC) No. 1907/2006 | Current ECHA Candidate List: JUNE 2024 (241) Candidate List Declared Against: JUNE 2024 (241) Does not contain REACH SVHC |
|--|---|

| | |
|-----------------|--|
| Halogen Content | Not Low Halogen - contains Br or Cl > 900 ppm. |
|-----------------|--|

| | |
|---------------------------|------------------------------|
| Solder Process Capability | Wave solder capable to 265°C |
|---------------------------|------------------------------|

Product Compliance Disclaimer

This information is provided based on reasonable inquiry of our suppliers and represents our current actual knowledge based on the information they provided. This information is subject to change. The part numbers that TE has identified as EU RoHS compliant have a maximum concentration of 0.1% by weight in homogenous materials for lead, hexavalent chromium, mercury, PBB, PBDE, DBP, BBP, DEHP, DIBP, and 0.01% for cadmium, or qualify for an exemption to these limits as defined in the Annexes of Directive 2011/65/EU (RoHS2). Finished electrical and electronic equipment products will be CE marked as required by Directive 2011/65/EU. Components may not be CE marked. Additionally, the part numbers that TE has identified as EU ELV compliant have a maximum concentration of 0.1% by weight in homogenous materials for lead, hexavalent chromium, and mercury, and 0.01% for cadmium, or qualify for an exemption to these limits as defined in the Annexes of Directive 2000/53/EC (ELV). Regarding the REACH Regulation, the information TE provides on SVHC in articles for this part number is based on the latest European Chemicals Agency (ECHA) 'Guidance on requirements for substances in articles' posted at this URL: <https://echa.europa.eu/guidance-documents/guidance-on-reach>



Compatible Parts



Also in the Series | SCHRACK Miniature Relay PT



Customers Also Bought



Documents

[CAD Files](#)

[3D PDF](#)

[3D](#)

[Customer View Model](#)

[ENG_CVM_CVM_5-1419111-2_99.2d_dxf.zip](#)

[English](#)

[Customer View Model](#)



[ENG_CVM_CVM_5-1419111-2_99.3d_igs.zip](#)

English

Customer View Model

[ENG_CVM_CVM_5-1419111-2_99.3d_stp.zip](#)

English

By downloading the CAD file I accept and agree to the [Terms and Conditions](#) of use.

Datasheets & Catalog Pages

[Miniature Relay PT](#)

English

Product Specifications

[Definitions General Purpose Relays](#)

English

Agency Approvals

[VDE Certificate](#)

English