

5-1415539-2 ✓ ACTIVE

SCHRACK | SCHRACK SR6

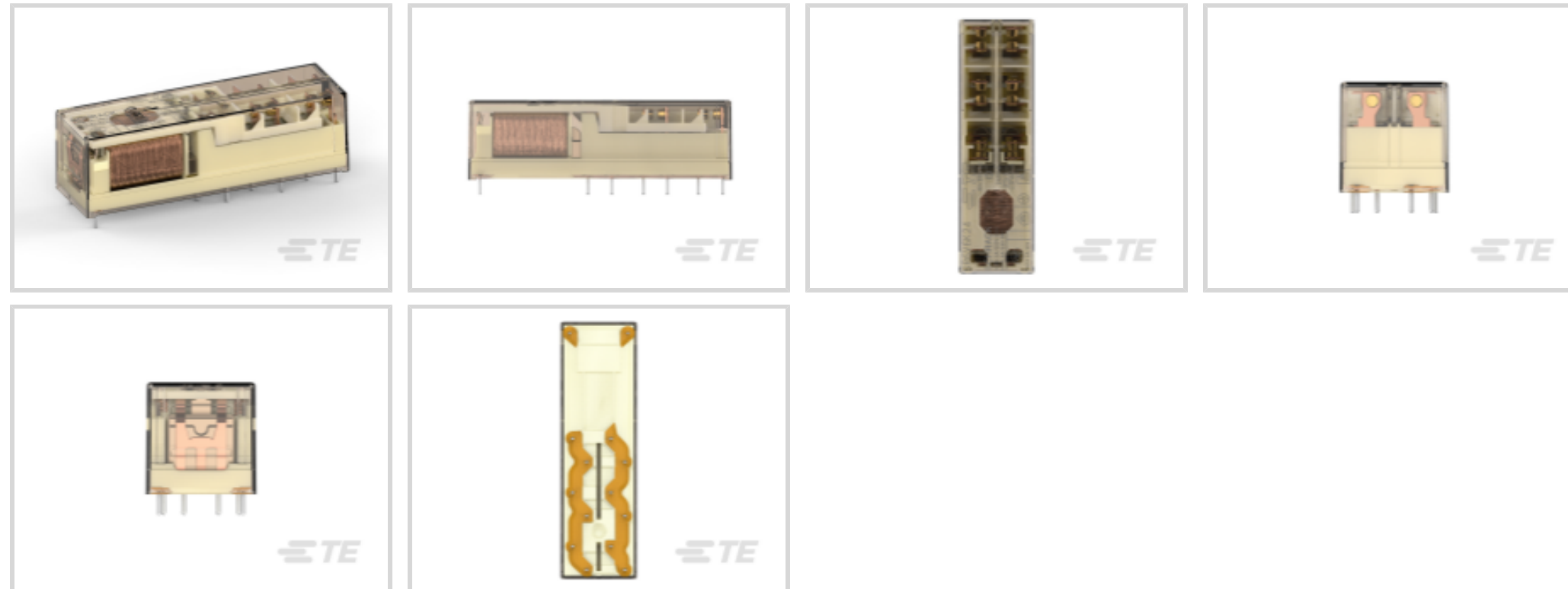
TE Internal #: 5-1415539-2

Force-Guided Relay, 4A (NO) + 2B (NC), 8 A Contact Rating, 24 VDC Coil Voltage, 250 VAC Contact Voltage, .8 W Coil Power, Board Mount, SCHRACK SR6

[View on TE.com >](#)



Relays & Contactors > Electromechanical Relays > Force Guided Relay with 6 contacts



Relay & Contactor Type: **Force-Guided Relay**

Contact Arrangement: **4A (NO) + 2B (NC)**

Contact Current Rating: **8 A**

Coil Voltage Rating: **24 VDC**

Contact Voltage Rating: **250 VAC**

[All Force Guided Relay with 6 contacts \(75\)](#)

## Features

### Contact Features

|                          |        |
|--------------------------|--------|
| Contact Plating Material | Gold   |
| Contact Material         | AgSnO2 |

### Dimensions

|   |                  |
|---|------------------|
| Insulation Clearance Between Contact & Coil | 5.5 mm[.217 in]  |
| Insulation Creepage Between Contact & Coil  | 5.5 mm[.217 in]  |
| Product Width                               | 16.5 mm[.649 in] |
| Product Length                              | 55 mm[2.16 in]   |
| Product Height                              | 16.5 mm[.649 in] |

### Product Availability

|                      |           |
|----------------------|-----------|
| Product Availability | Worldwide |
|----------------------|-----------|

### Packaging Features

|                  |            |
|------------------|------------|
| Packaging Method | Box & Tube |
|------------------|------------|



### Other

|                           |            |
|---------------------------|------------|
| Coil Power Rating Class   | .6 – .8 W  |
| Contact Current Class     | 5 – 10 A   |
| Height Class (Mechanical) | 15 – 20 mm |
| Length Class (Mechanical) | 50 – 60 mm |
| Width Class (Mechanical)  | 16 – 20 mm |
| EU RoHS Compliance        | Compliant  |
| EU ELV Compliance         | Compliant  |

### Usage Conditions

|   |                           |
|---|---------------------------|
| Operating Temperature Range             | -25 – 70 °C[-13 – 158 °F] |
| Environmental Category of Protection    | RTIII                     |
| Environmental Ambient Temperature (Max) | 70 °C[158 °F]             |

### Body Features

|                |   |
|----------------|---|
| Product Weight | 30 g[1.058 oz]                                |
| Enclosure Type | Flux Resistant Automatic Soldering & Washable |

### Electrical Characteristics

|   |           |
|---|-----------|
| Insulation Initial Dielectric Between Open Contacts     | 1500 Vrms |
| Insulation Initial Dielectric Between Adjacent Contacts | 3000 Vrms |
| Contact Switching Voltage (Max)                         | 400 VAC   |
| Contact Switching Load (Min)                            | 10mA @ 5V |
| Coil Resistance   | 720 Ω     |
| Contact Current Rating                                  | 8 A       |
| Coil Voltage Rating                                     | 24 VDC    |
| Contact Voltage Rating                                  | 250 VAC   |
| Coil Power Rating DC                                    | .8 W      |
| Insulation Initial Dielectric Between Contacts & Coil   | 4000 Vrms |

### Configuration Features

|                         |                   |
|-------------------------|-------------------|
| Contact Number of Poles | 6                 |
| Contact Arrangement     | 4A (NO) + 2B (NC) |

### Product Type Features

|                        |                    |
|------------------------|--------------------|
| Relay & Contactor Type | Force-Guided Relay |
|------------------------|--------------------|



### Termination Features

|                                    |             |
|------------------------------------|-------------|
| Main Termination & Connection Type | Solder Pins |
| Coil Termination & Connection Type | Solder Pins |

### Mechanical Attachment

|                    |             |
|--------------------|-------------|
| Product Mount Type | Board Mount |
|--------------------|-------------|

### Product Compliance

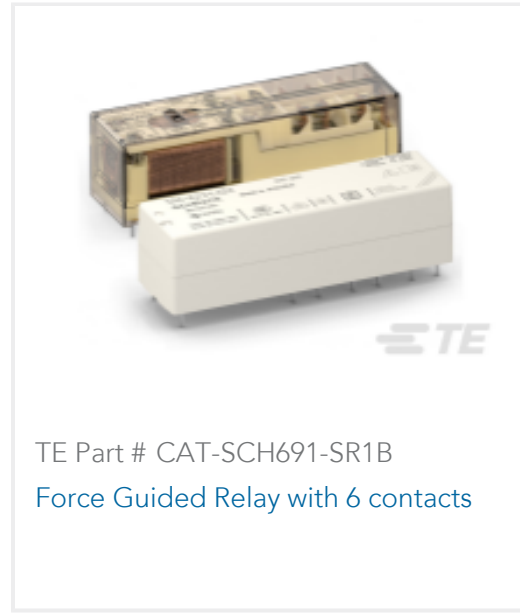
[For compliance documentation, visit the product page on TE.com>](#)

|   |   |
|---|---|
| EU RoHS Directive 2011/65/EU                  | Compliant   |
| EU ELV Directive 2000/53/EC                   | Compliant   |
| China RoHS 2 Directive MIIT Order No 32, 2016 | No Restricted Materials Above Threshold   |
| EU REACH Regulation (EC) No. 1907/2006        | Current ECHA Candidate List: JUNE 2024 (241)<br>Candidate List Declared Against: JUNE 2024 (241)<br>Does not contain REACH SVHC |
| Halogen Content                               | Not Low Halogen - contains Br or Cl > 900 ppm.  |
| Solder Process Capability                     | Wave solder capable to 260°C  |

#### Product Compliance Disclaimer

This information is provided based on reasonable inquiry of our suppliers and represents our current actual knowledge based on the information they provided. This information is subject to change. The part numbers that TE has identified as EU RoHS compliant have a maximum concentration of 0.1% by weight in homogenous materials for lead, hexavalent chromium, mercury, PBB, PBDE, DBP, BBP, DEHP, DIBP, and 0.01% for cadmium, or qualify for an exemption to these limits as defined in the Annexes of Directive 2011/65/EU (RoHS2). Finished electrical and electronic equipment products will be CE marked as required by Directive 2011/65/EU. Components may not be CE marked. Additionally, the part numbers that TE has identified as EU ELV compliant have a maximum concentration of 0.1% by weight in homogenous materials for lead, hexavalent chromium, and mercury, and 0.01% for cadmium, or qualify for an exemption to these limits as defined in the Annexes of Directive 2000/53/EC (ELV). Regarding the REACH Regulation, the information TE provides on SVHC in articles for this part number is based on the latest European Chemicals Agency (ECHA) 'Guidance on requirements for substances in articles' posted at this URL: <https://echa.europa.eu/guidance-documents/guidance-on-reach>



### Compatible Parts



Also in the Series | **SCHRACK SR6**



Customers Also Bought





## Documents

### CAD Files

#### 3D PDF

3D

#### Customer View Model

[ENG\\_CVM\\_CVM\\_5-1415539-2\\_C.2d\\_dxf.zip](#)

English

#### Customer View Model

[ENG\\_CVM\\_CVM\\_5-1415539-2\\_C.3d\\_igs.zip](#)

English

#### Customer View Model

[ENG\\_CVM\\_CVM\\_5-1415539-2\\_C.3d\\_stp.zip](#)

English

By downloading the CAD file I accept and agree to the [Terms and Conditions](#) of use.

### Datasheets & Catalog Pages

#### SR6-A-B-C-V

English

### Product Specifications

#### Definitions General Purpose Relays

English

### Agency Approvals

#### VDE Certificate

English