



Axicom | Axicom P2 Signal Relay

TE Internal #: 5-1393789-1

General Purpose Signal Relay, DC, Polarized, Monostable, 2 Form C DPDT-CO, 2 A Contact Rating, 12 VDC Coil Voltage, Axicom P2 Signal Relay

[View on TE.com >](#)

Relays & Contactors > Electromechanical Relays > Small Signal Relay, Axicom P2 Standard



Relay & Contactor Type: **General Purpose Signal Relay**

Coil Magnetic System: **Polarized, Monostable**

Contact Arrangement: **2 Form C DPDT-CO**

Current Type: **DC**

Contact Current Rating: **2 A**

[All Small Signal Relay, Axicom P2 Standard \(23\)](#)

Features

Product Type Features

Relay & Contactor Type	General Purpose Signal Relay
------------------------	------------------------------

Configuration Features

Contact Special Features	Bifurcated/Twin Contacts, Short Terminals
Relay Options	Power Switching
Contact Number of Poles	2
Coil Special Features	Overmolded Coil
Contact Arrangement	2 Form C DPDT-CO

Electrical Characteristics

Contact Limiting Short-Time Current	2 A
Contact Limiting Making Current	2 A
Contact Limiting Continuous Current	2 A
Contact Limiting Breaking Current	2 A



Insulation Initial Dielectric Between Open Contacts	1000 Vrms
Insulation Initial Dielectric Between Adjacent Contacts	1000 Vrms
Contact Switching Voltage (Max)	250 VAC
Contact Switching Load (Min)	10mA @ .2V
Voltage Standing Wave Ration (HF Parameter)	1.04db @ 100MHz, 1.4dB @ 900MHz
Coil Resistance	1029 Ω
Insulation Initial Resistance	1000 M Ω
Contact Current Rating	2 A
Coil Voltage Rating	12 VDC
Contact Voltage Rating	220 VDC
Coil Power Rating DC	.14 W
Insulation Initial Dielectric Between Contacts & Coil	1500 Vrms

Body Features

Product Weight	2.8 g[.0988 oz]
Enclosure Type	Flux Resistant Automatic Solder Capable & Washable

Contact Features

Contact Plating Material	Gold
Contact Material	AgNi

Termination Features

Main Termination & Connection Type	PCB SMT
Coil Termination & Connection Type	PCB SMT

Mechanical Attachment

Product Mount Type	Board Mount
--------------------	-------------

Dimensions

Insulation Clearance Between Contact & Coil	1.3 mm[.051 in]
Insulation Creepage Between Contact & Coil	2.5 mm[.098 in]
Product Width	7.2 mm[.283 in]
Product Length	14.6 mm[.574 in]
Product Height	9.9 mm[.389 in]

Usage Conditions

Operating Temperature Range	-40 – 85 °C[-40 – 185 °F]
-----------------------------	---------------------------



Environmental Category of Protection	RTIII
--------------------------------------	-------

Environmental Ambient Temperature (Max)	85 °C[185 °F]
---	---------------

Operation/Application

Solder Process	Reflow Solder Capable
----------------	-----------------------

Coil Magnetic System	Polarized, Monostable
----------------------	-----------------------

Current Type	DC
--------------	----

Packaging Features

Packaging Method	Reel
------------------	------

Other

Coil Power Rating Class	≤.15 W
-------------------------	--------

Contact Current Class	≤2 A
-----------------------	------

Height Class (Mechanical)	>7 – ≤11 mm[>.276 – ≤.433 in]
---------------------------	-------------------------------

Length Class (Mechanical)	>11 – ≤16 mm[>.433 – ≤.63 in]
---------------------------	-------------------------------

Width Class (Mechanical)	>7 – ≤11 mm[>.276 – ≤.433 in]
--------------------------	-------------------------------

Product Compliance

[For compliance documentation, visit the product page on TE.com>](#)

EU RoHS Directive 2011/65/EU	Compliant
------------------------------	-----------

EU ELV Directive 2000/53/EC	Compliant
-----------------------------	-----------

China RoHS 2 Directive MIIT Order No 32, 2016	有害物质含量符合标准要求 No Restricted Substance(s) Above Threshold
---	---

EU REACH Regulation (EC) No. 1907/2006	Current ECHA Candidate List: JUNE 2025 (250) Candidate List Declared Against: JUNE 2025 (250) Does not contain REACH SVHC
--	---

Halogen Content	Low Halogen - Br, Cl, F < 900 ppm per homogenous material. Also BFR/CFR/PVC Free
-----------------	--

Solder Process Capability	Reflow solder capable to 245°C
---------------------------	--------------------------------

Product Compliance Disclaimer


This information is provided based on reasonable inquiry of our suppliers and represents our current actual knowledge based on the information they provided. This information is subject to change. The part numbers that TE has identified as EU RoHS compliant have a maximum concentration of 0.1% by weight in homogenous materials for lead, hexavalent chromium, mercury, PBB, PBDE, DBP, BBP, DEHP, DIBP, and 0.01% for cadmium, or qualify for an exemption to these limits as defined in the Annexes of Directive 2011/65/EU (RoHS2). Finished electrical and electronic equipment products will be CE marked as required by Directive 2011/65/EU. Components may not be CE marked. Additionally, the part numbers that TE has identified as EU ELV compliant have a maximum concentration of 0.1% by weight in homogenous

materials for lead, hexavalent chromium, and mercury, and 0.01% for cadmium, or qualify for an exemption to these limits as defined in the Annexes of Directive 2000/53/EC (ELV). Regarding the REACH Regulation, the information TE provides on SVHC in articles for this part number is based on the latest European Chemicals Agency (ECHA) 'Guidance on requirements for substances in articles' posted at this URL: <https://echa.europa.eu/guidance-documents/guidance-on-reach>


Compatible Parts

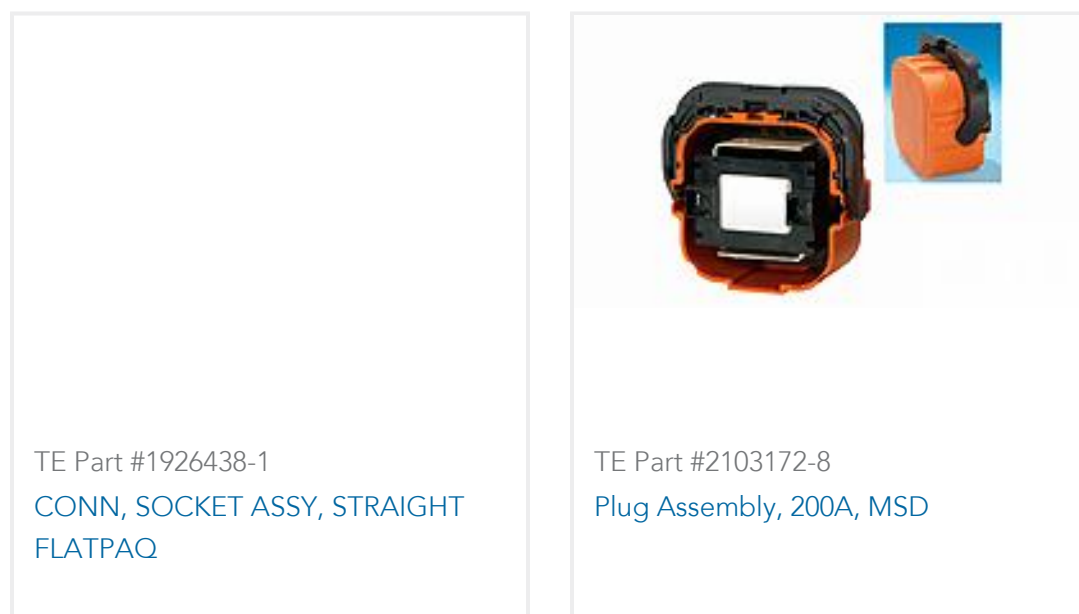


Also in the Series | Axicom P2 Signal Relay



Customers Also Bought





Documents

Product Drawings

V23079G2003B301

English

CAD Files

Customer View Model

[ENG_CVM_CVM_1393789-3_A.2d_dxf.zip](#)

English

3D PDF

3D

Customer View Model

[ENG_CVM_CVM_1393789-3_A.3d_igs.zip](#)

English

Customer View Model

[ENG_CVM_CVM_1393789-3_A.3d_stp.zip](#)

English

3D PDF

3D

Customer View Model

[ENG_CVM_CVM_5-1393789-1_E1.2d_dxf.zip](#)

English

Customer View Model

[ENG_CVM_CVM_5-1393789-1_E1.3d_igs.zip](#)

English

Customer View Model

[ENG_CVM_CVM_5-1393789-1_E1.3d_stp.zip](#)

English

By downloading the CAD file I accept and agree to the [Terms and Conditions](#) of use.

Datasheets & Catalog Pages

[Axicom Signal and High Frequency Relays \(RF Switches\) APPLICATION NOTE #2](#)

English

[Transportation, Storage, Handling, Assembly and Testing of AXICOM SMT Relays](#)

English

[P2 Relay Datasheet](#)



English

Product Specifications

Definitions General Purpose Relays

English

Agency Approvals

UL

English