

KRPA-11DY-12 ✓ ACTIVE

Potter & Brumfield | Potter & Brumfield KRPA

TE Internal #: 5-1393104-6

General Purpose Power Relay, DC, Monostable, 2 Form C DPDT-CO, 10 A Contact Rating, 12 VDC Coil Voltage, Potter & Brumfield KRPA

[View on TE.com >](#)



Relays & Contactors > Electromechanical Relays



Relay & Contactor Type: **General Purpose Power Relay**

Coil Magnetic System: **Monostable**

Contact Arrangement: **2 Form C DPDT-CO**

Current Type: **DC**

Contact Current Rating: **10 A**

Features

Product Type Features

Relay & Contactor Type	General Purpose Power Relay
------------------------	-----------------------------

Configuration Features

Contact Number of Poles	2
Coil Special Features	UL Coil Insulation Class B
Contact Arrangement	2 Form C DPDT-CO

Electrical Characteristics

Contact Limiting Short-Time Current	10 A
Contact Limiting Making Current	10 A
Contact Limiting Continuous Current	10 A
Contact Limiting Breaking Current	10 A
Insulation Initial Dielectric Between Open Contacts	1000 Vrms
Insulation Initial Dielectric Between Adjacent Contacts	1000 Vrms
Contact Switching Load (Min)	100mA @ 12V
Coil Resistance	120 Ω
Insulation Initial Resistance	1000 M Ω
Contact Current Rating	10 A
Coil Voltage Rating	12 VDC
Contact Voltage Rating	240 VAC



Coil Power Rating DC	1.2 W
----------------------	-------

Insulation Initial Dielectric Between Contacts & Coil	1000 Vrms
---	-----------

Body Features

Product Weight	85 g[2.988 oz]
----------------	----------------

Enclosure Type	Dust Protected
----------------	----------------

Contact Features

Contact Material	Ag
------------------	----

Termination Features

Main Termination & Connection Type	Socket Pins
------------------------------------	-------------

Coil Termination & Connection Type	Socket Pins
------------------------------------	-------------

Mechanical Attachment

Product Mounting Feature Type	Mounting Studs
-------------------------------	----------------

Product Mount Type	Panel & Socket Mount
--------------------	----------------------

Dimensions

Product Width	35.71 mm[1.406 in]
---------------	--------------------

Product Length	35.71 mm[1.406 in]
----------------	--------------------

Product Height	50.8 mm[2 in]
----------------	---------------

Usage Conditions

Operating Temperature Range	-45 – 70 °C[-49 – 158 °F]
-----------------------------	---------------------------

Environmental Category of Protection	RTI
--------------------------------------	-----

Environmental Ambient Temperature (Max)	70 °C[158 °F]
---	---------------

Operation/Application

Coil Magnetic System	Monostable
----------------------	------------

Current Type	DC
--------------	----

Packaging Features

Packaging Method	Tray
------------------	------

Other

Coil Power Rating Class	>1 – ≤1.5 W
-------------------------	-------------

Contact Current Class	>5 – ≤10 A
-----------------------	------------

Height Class (Mechanical)	>45 – ≤70 mm[>1.772 – ≤2.756 in]
---------------------------	----------------------------------

Length Class (Mechanical)	>33 – ≤45 mm[>1.299 – ≤1.772 in]
---------------------------	----------------------------------



Width Class (Mechanical)	>33 mm[>1.299 in]
--------------------------	-------------------

Product Compliance

[For compliance documentation, visit the product page on TE.com>](#)

EU RoHS Directive 2011/65/EU	Compliant
EU ELV Directive 2000/53/EC	Compliant
China RoHS 2 Directive MIIT Order No 32, 2016	有害物质含量符合标准要求 No Restricted Substance(s) Above Threshold
EU REACH Regulation (EC) No. 1907/2006	Current ECHA Candidate List: JUNE 2025 (250) Candidate List Declared Against: JUNE 2025 (250) Does not contain REACH SVHC
Halogen Content	Low Halogen - Br, Cl, F < 900 ppm per homogenous material. Also BFR/CFR/PVC Free
Solder Process Capability	Not applicable for solder process capability

Product Compliance Disclaimer

This information is provided based on reasonable inquiry of our suppliers and represents our current actual knowledge based on the information they provided. This information is subject to change. The part numbers that TE has identified as EU RoHS compliant have a maximum concentration of 0.1% by weight in homogenous materials for lead, hexavalent chromium, mercury, PBB, PBDE, DBP, BBP, DEHP, DIBP, and 0.01% for cadmium, or qualify for an exemption to these limits as defined in the Annexes of Directive 2011/65/EU (RoHS2). Finished electrical and electronic equipment products will be CE marked as required by Directive 2011/65/EU. Components may not be CE marked. Additionally, the part numbers that TE has identified as EU ELV compliant have a maximum concentration of 0.1% by weight in homogenous materials for lead, hexavalent chromium, and mercury, and 0.01% for cadmium, or qualify for an exemption to these limits as defined in the Annexes of Directive 2000/53/EC (ELV). Regarding the REACH Regulation, the information TE provides on SVHC in articles for this part number is based on the latest European Chemicals Agency (ECHA) 'Guidance on requirements for substances in articles' posted at this URL: <https://echa.europa.eu/guidance-documents/guidance-on-reach>

Compatible Parts




Also in the Series | [Potter & Brumfield KRPA](#)



AC Relays(21)



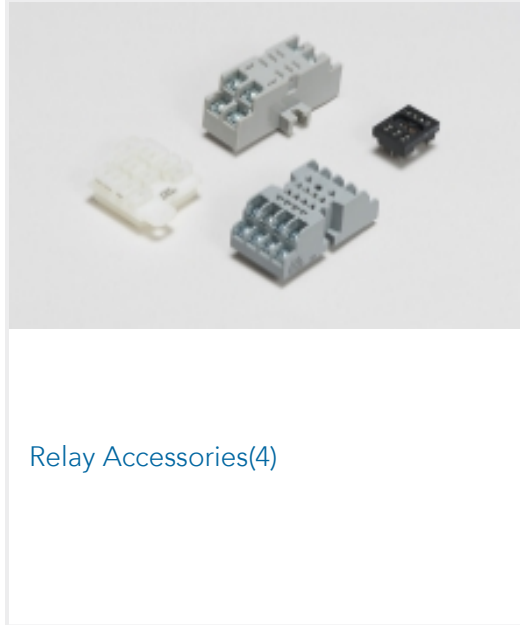
DC Relays(24)



Electromechanical Relays(45)



Plug-In Relays(45)



Relay Accessories(4)

Customers Also Bought



TE Part #A74731-000
S200-2-W1-22-9




TE Part #ZPF000000000103332
104-0236-00



TE Part #32945
PG R 22-16 COMM 22-18 MIL 6



TE Part #33464
TERMINAL,SOLIS R 6 10




TE Part #2-34824-3
TERMINAL,PG R 16-14HD 1/4



TE Part #42399-1
110 FASTON REC 20-18 AWG TPBR




TE Part #206036-7
CPC RECPT,SZ 17-16,SMALL PACK



TE Part #212800-1
CORD GUARD, DIN CONNECTOR



TE Part #1658527-4
622-1041LF FEM SOCKT,LEAD FREE



TE Part #Y5660-212-25143000
CONT PIN

Documents



CAD Files

3D PDF

3D

Customer View Model

[ENG_CVM_CVM_5-1393104-6_D.2d_dxf.zip](#)

English

Customer View Model

[ENG_CVM_CVM_5-1393104-6_D.3d_igs.zip](#)

English

Customer View Model

[ENG_CVM_CVM_5-1393104-6_D.3d_stp.zip](#)

English

By downloading the CAD file I accept and agree to the [Terms and Conditions](#) of use.

Datasheets & Catalog Pages

[KRPA, KRP, KA, KR 5 to 10 Amp General Purpose Relay](#)

English

KR Sockets & Accessories

English

Product Specifications

[Definitions General Purpose Relays](#)

English

Agency Approvals

[UL](#)

English