

41343 ✓ ACTIVE

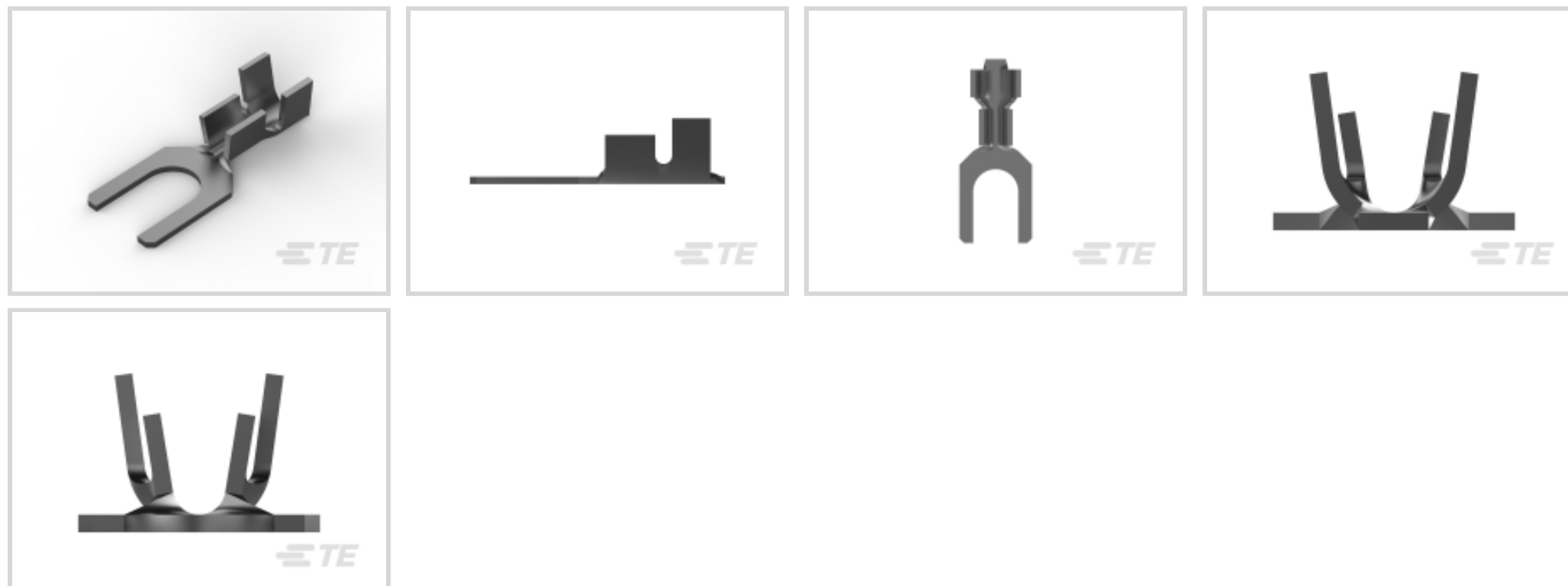
TE Internal #: 41343

Spade Tongue Terminal, 20 – 16 AWG, #8 / M4 Stud, 4.34 mm [.171 in] Stud Diameter, Open Barrel, Straight, Tin Plating, Uninsulated

[View on TE.com >](#)



Terminals & Splices > Spade Terminals



Spade Terminal Type: **Spade Tongue Terminal**

Wire Size: **1021 – 2582 CMA**

Stud Size: **#8, M4**

Features

Body Features

Product Weight	.407 g
----------------	--------

Mechanical Attachment

Wire Insulation Support	With
-------------------------	------

Industry Standards

Government Qualified Terminal	No
-------------------------------	----

Packaging Features

Packaging Quantity	15000
--------------------	-------

Packaging Method	Strip/Reel
------------------	------------

Product Type Features

Shape Description	Square Spade
-------------------	--------------

Stud Size	#8, M4
-----------	--------

Sealable	No
----------	----

Compatible With Discrete Wire Type	Stranded
------------------------------------	----------

Wire Insulation Support Retention Type	Insulation Support
--	--------------------

Dimensions

	.09 in
--	--------

Wire Size	1021 – 2582 CMA
Stud Diameter	4.34 mm [.171 in]
Tongue Thickness	.51 mm [.02 in]
Product Length	19.05 mm [.75 in]
Barrel Inside Diameter	1.52 mm, 3.17 mm [.125 in] [.06 in]
Compatible Insulation Diameter (Max)	3.3 mm [.13 in]
Compatible Insulation Diameter Range	2.29 – 3.3 mm [.09 – .13 in]

Contact Features

Contact Base Material	Brass
Spade Terminal Type	Spade Tongue Terminal
Barrel Type	Open
Terminal Orientation	Straight
Terminal Plating Material	Tin
Contact Underplating Material	Nickel

Usage Conditions

Insulation Option	Uninsulated
Operating Temperature Range	-40 – 110 °C [-40 – 230 °F]

Operation/Application

Compatible With Wire Base Material	Copper
------------------------------------	--------

Other

EU RoHS Compliance	Compliant
EU ELV Compliance	Compliant

Product Compliance

[For compliance documentation, visit the product page on TE.com>](#)

EU RoHS Directive 2011/65/EU	Compliant
EU ELV Directive 2000/53/EC	Compliant
China RoHS 2 Directive MIIT Order No 32, 2016	No Restricted Materials Above Threshold
EU REACH Regulation (EC) No. 1907/2006	Current ECHA Candidate List: JUNE 2024 (241) Candidate List Declared Against: JUNE 2024 (241) Does not contain REACH SVHC
Halogen Content	Low Halogen - Br, Cl, F, I < 900 ppm per

homogenous material. Also BFR/CFR/PVC Free

Solder Process Capability

Not applicable for solder process capability

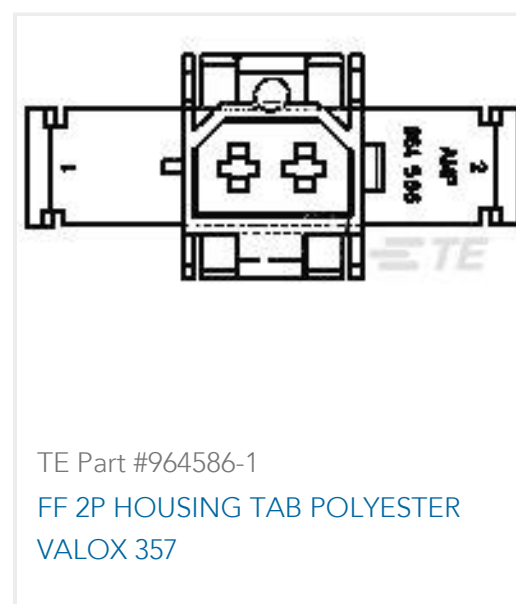
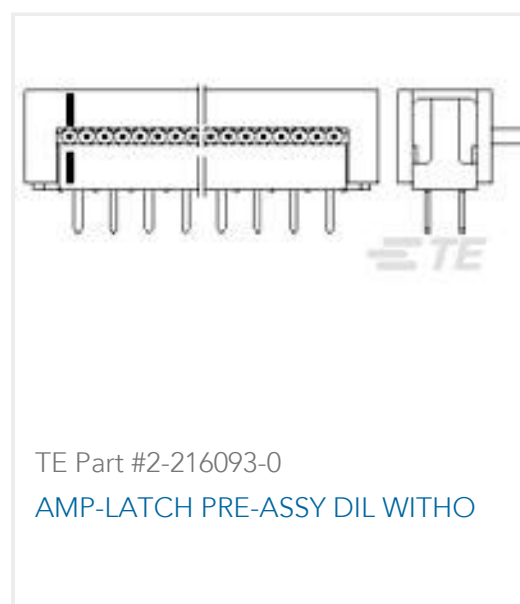
Product Compliance Disclaimer

This information is provided based on reasonable inquiry of our suppliers and represents our current actual knowledge based on the information they provided. This information is subject to change. The part numbers that TE has identified as EU RoHS compliant have a maximum concentration of 0.1% by weight in homogenous materials for lead, hexavalent chromium, mercury, PBB, PBDE, DBP, BBP, DEHP, DIBP, and 0.01% for cadmium, or qualify for an exemption to these limits as defined in the Annexes of Directive 2011/65/EU (RoHS2). Finished electrical and electronic equipment products will be CE marked as required by Directive 2011/65/EU. Components may not be CE marked. Additionally, the part numbers that TE has identified as EU ELV compliant have a maximum concentration of 0.1% by weight in homogenous materials for lead, hexavalent chromium, and mercury, and 0.01% for cadmium, or qualify for an exemption to these limits as defined in the Annexes of Directive 2000/53/EC (ELV). Regarding the REACH Regulation, the information TE provides on SVHC in articles for this part number is based on the latest European Chemicals Agency (ECHA) 'Guidance on requirements for substances in articles' posted at this URL: <https://echa.europa.eu/guidance-documents/guidance-on-reach>

Compatible Parts



Customers Also Bought





Documents

Product Drawings

[SPADE 164\(4.17MM\) 20-16 AWG TPBR](#)

English

CAD Files

[3D PDF](#)

3D

Customer View Model

[ENG_CVM_CVM_41343_AJ_c-41343-aj.2d_dxf.zip](#)

English

Customer View Model

[ENG_CVM_CVM_41343_AJ_c-41343-aj.3d_igs.zip](#)

English

Customer View Model

[ENG_CVM_CVM_41343_AJ_c-41343-aj.3d_stp.zip](#)

English

By downloading the CAD file I accept and agree to the [Terms and Conditions](#) of use.

Product Specifications

[Engineering Report](#)

English