

4-644615-6 ✓ ACTIVE



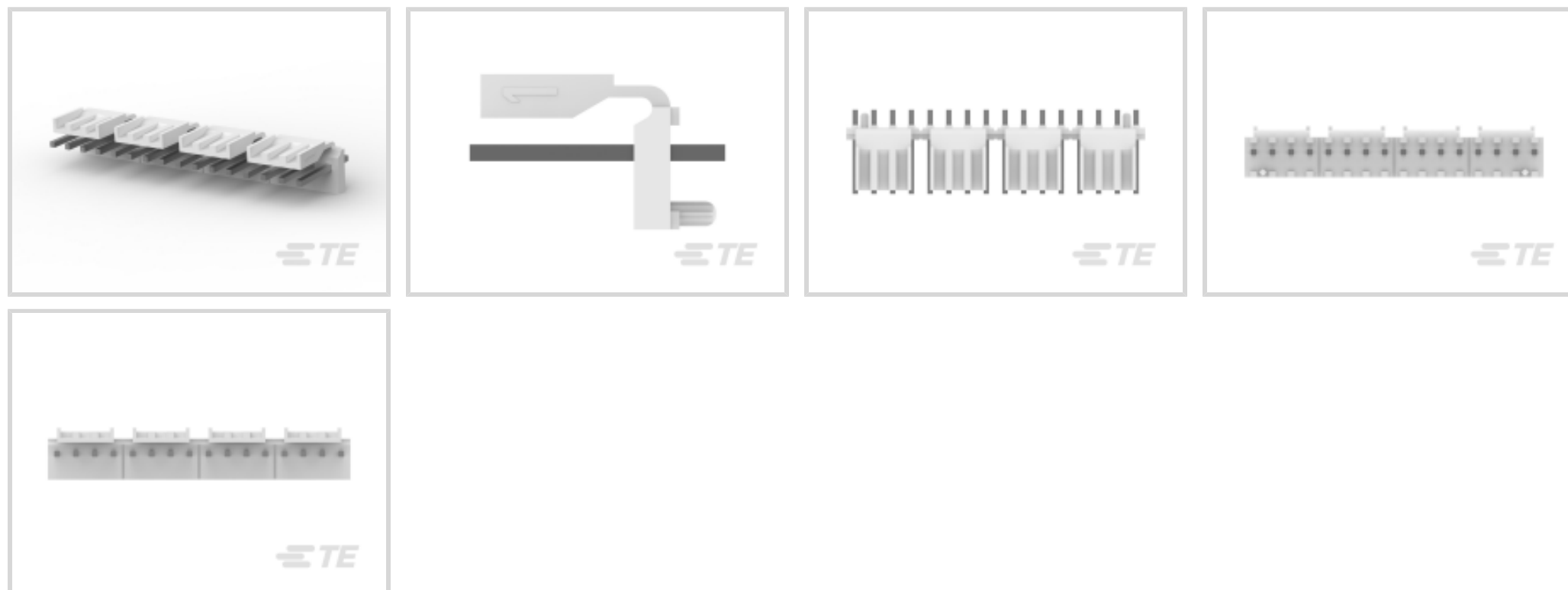
MTA 156

TE Internal #: 4-644615-6

PCB Mount Header, Vertical, Wire-to-Board, 16 Position, 3.96 mm [.156 in] Centerline, Partially Shrouded, Tin, Through Hole - Solder, Power, MTA 156

[View on TE.com >](#)

Connectors > PCB Connectors > PCB Headers & Receptacles



PCB Connector Assembly Type: **PCB Mount Header**

PCB Mount Orientation: **Vertical**

Connector System: **Wire-to-Board**

Number of Positions: **16**

Number of Rows: **1**

Features

Electrical Characteristics

Operating Voltage	600 VAC
-------------------	---------

Dimensions

Connector Width	10.79 mm[.425 in]
PCB Thickness (Recommended)	1.57 mm[.062 in]
Connector Height	13.84 mm[.545 in]
Connector Length	63.27 mm[2.491 in]

Packaging Features

Packaging Quantity	300
Packaging Method	Bag

Industry Standards

Compatible With Agency/Standards Products	UL, CSA
UL Rating	Recognized
Compatible With Approved Standards Products	UL E28476
Glow Wire Rating	Standard Part - Not Glow Wire



UL Flammability Rating	UL 94V-0
------------------------	----------

Usage Conditions

Operating Temperature (Max)	105 °C[221 °F]
Operating Temperature Range	-55 – 105 °C[-67 – 221 °F]

Mechanical Attachment

Panel Mount Feature	Without
Mating Retention Type	Polarized Lock
Mating Retention	With
Mating Alignment Type	Backwall Interruptions Between Posts
PCB Mount Retention Type	Tab
PCB Mount Alignment Type	Peg
PCB Mount Retention	With
PCB Mount Alignment	With
Connector Mounting Type	Board Mount
Mating Alignment	With

Termination Features

Termination Post & Tail Length	3.18 mm[.125 in]
Square Termination Post & Tail Dimension	1.14 mm[.045 in]
Termination Method to PCB	Through Hole - Solder

Contact Features

Contact Underplating Material	Nickel
Contact Underplating Material Thickness	1.27 µm[50 µin]
PCB Contact Termination Area Plating Material Finish	Matte
Contact Size	1.14mm
Contact Mating Area Plating Material Thickness	3.81 – 8.89 µm[150 – 350 µin]
Mating Square Post Dimension	1.14 mm[.045 in]
PCB Contact Termination Area Plating Material Thickness	3.81 – 8.89 µm[150 – 350 µin]
Contact Shape & Form	Square
Contact Layout	Inline
Contact Mating Area Length	11.43 mm[.45 in]
Contact Base Material	Copper Alloy
PCB Contact Termination Area Plating Material	Tin



Contact Mating Area Plating Material Finish	Matte
Contact Mating Area Plating Material	Tin
Contact Type	Tab
Contact Current Rating (Max)	14.24 A

Housing Features

Mating Entry Location	Top
Housing Material	Thermoplastic Polyester - Glass-Filled
Centerline (Pitch)	3.96 mm [.156 in]

Configuration Features

Number of Columns	16
Number of Loaded Positions	16
Keying & Polarized Position Locations	4&5, 8&9, 12&13
Number of Power Positions	16
Connector Contact Load Condition	Fully Loaded
PCB Mount Orientation	Vertical
Number of Positions	16
Number of Rows	1

Product Type Features

Mixed & Hybrid Header	No
Connector Shape	Rectangular
PCB Connector Assembly Type	PCB Mount Header
Connector System	Wire-to-Board
Header Type	Partially Shrouded
Sealable	No
Connector & Contact Terminates To	Printed Circuit Board

Body Features

Primary Product Color	Natural
-----------------------	---------

Operation/Application

Circuit Application	Power
---------------------	-------

Other

EU RoHS Compliance	Compliant
--------------------	-----------



Product Compliance









For compliance documentation, visit the product page on [TE.com](https://www.te.com)>

EU RoHS Directive 2011/65/EU	Compliant
EU ELV Directive 2000/53/EC	Not Yet Reviewed
China RoHS 2 Directive MIIT Order No 32, 2016	No Restricted Materials Above Threshold
EU REACH Regulation (EC) No. 1907/2006	Current ECHA Candidate List: JUNE 2024 (241) Candidate List Declared Against: JAN 2021 (211) Does not contain REACH SVHC
Halogen Content	Not Low Halogen - contains Br or Cl > 900 ppm.
Solder Process Capability	Wave solder capable to 265°C

Product Compliance Disclaimer

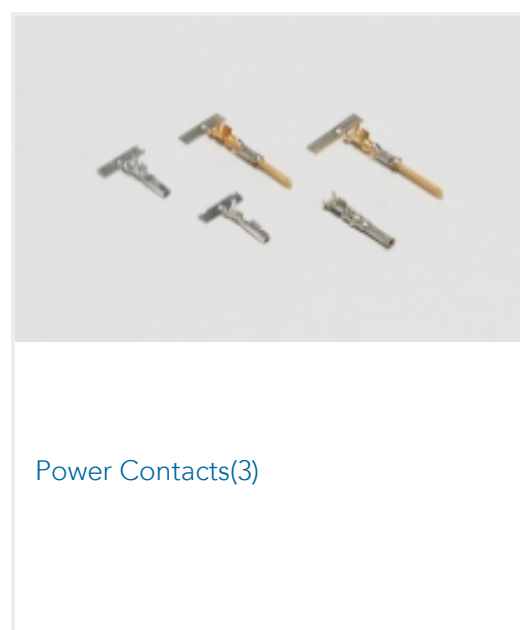
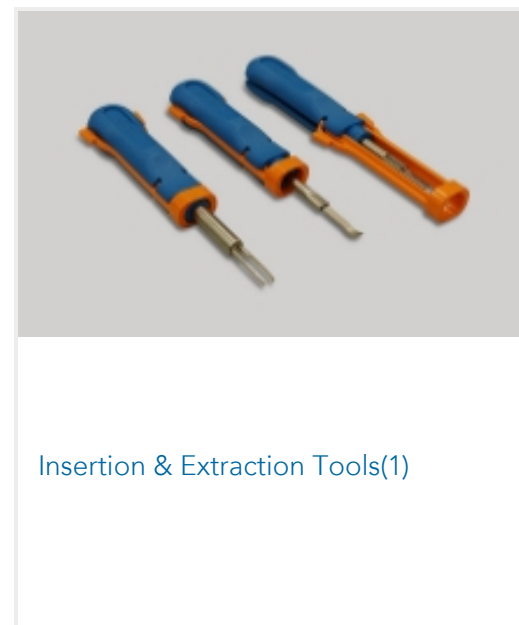
This information is provided based on reasonable inquiry of our suppliers and represents our current actual knowledge based on the information they provided. This information is subject to change. The part numbers that TE has identified as EU RoHS compliant have a maximum concentration of 0.1% by weight in homogenous materials for lead, hexavalent chromium, mercury, PBB, PBDE, DBP, BBP, DEHP, DIBP, and 0.01% for cadmium, or qualify for an exemption to these limits as defined in the Annexes of Directive 2011/65/EU (RoHS2). Finished electrical and electronic equipment products will be CE marked as required by Directive 2011/65/EU. Components may not be CE marked. Additionally, the part numbers that TE has identified as EU ELV compliant have a maximum concentration of 0.1% by weight in homogenous materials for lead, hexavalent chromium, and mercury, and 0.01% for cadmium, or qualify for an exemption to these limits as defined in the Annexes of Directive 2000/53/EC (ELV). Regarding the REACH Regulation, the information TE provides on SVHC in articles for this part number is based on the latest European Chemicals Agency (ECHA) 'Guidance on requirements for substances in articles' posted at this URL: <https://echa.europa.eu/guidance-documents/guidance-on-reach>

Compatible Parts

 <p>TE Part # 4-640605-6 16P MTA156 CONN ASSY 20AWG LF</p>	 <p>TE Part # 1-643067-6 16P MTA156 MOLDED COVER</p>	 <p>TE Part # 1-640251-6 16P SL156 HSG W/O LCK RAMP</p>	 <p>TE Part # 1-640643-6 16P MTA156 COVER F/T</p>
 <p>TE Part # 4-643819-6 16P MTA156 CONN ASSY 22AWG LF</p>	 <p>TE Part # 1-643071-6 16P MTA156 FD-THRU COVER</p>	 <p>TE Part # 4-640602-6 16P MTA156 CONN ASSY 24AWG LF</p>	 <p>TE Part # CAT-103156-WBHSM Receptacle Housing: Wire-to-Board, with Mating Alignment, SL156</p>

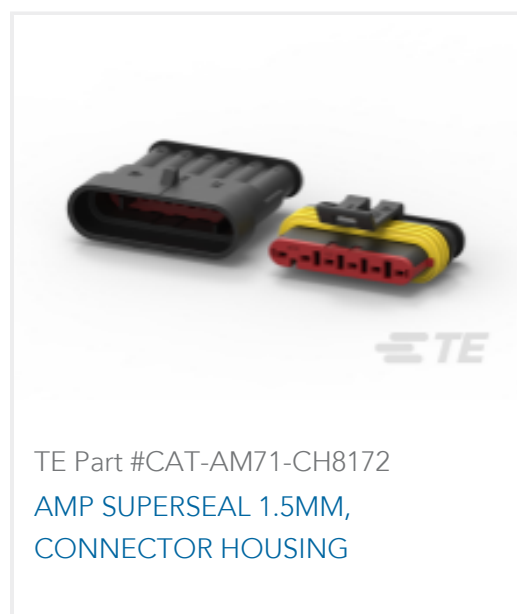


Also in the Series | MTA 156



Customers Also Bought





Documents

Product Drawings

16P MTA156 POL HDR ASSY LF

English

CAD Files

Customer View Model

[ENG_CVM_4-644615-6_J.2d_dxf.zip](#)

English

3D PDF

English

Customer View Model

[ENG_CVM_4-644615-6_J.3d_igs.zip](#)

English

Customer View Model

[ENG_CVM_4-644615-6_J.3d_stp.zip](#)

English

3D PDF

3D

Customer View Model

[ENG_CVM_CVM_4-644615-6_E.2d_dxf.zip](#)

English

Customer View Model

[ENG_CVM_CVM_4-644615-6_E.3d_igs.zip](#)

English

Customer View Model

[ENG_CVM_CVM_4-644615-6_E.3d_stp.zip](#)

English

By downloading the CAD file I accept and agree to the [Terms and Conditions](#) of use.

Product Specifications

[Application Specification](#)

English

Agency Approvals

[UL](#)

English

4-644615-6

PCB Mount Header, Vertical, Wire-to-Board, 16 Position, 3.96 mm [.156 in] Centerline,
Partially Shrouded, Tin, Through Hole - Solder, Power, MTA 156

