

4-641190-0 ✓ ACTIVE

MTA 100

TE Internal #: 4-641190-0


Connector Assembly, Receptacle, Insulation Displacement (IDC),

Wire-to-Board, MTA 100, Standard Rectangular Connectors

[View on TE.com >](#)



Connectors > Rectangular Connectors > Standard Rectangular Connectors > Nylon Gold Plated Receptacle: 2.54 mm, no Mating Alignment



Connector Product Type: **Connector Assembly**

Connector & Housing Type: **Receptacle**

Mating Alignment: **Without**

Mating Retention: **With**

Mating Retention Type: **Locking Ramp**

[All Nylon Gold Plated Receptacle: 2.54 mm, no Mating Alignment \(89\)](#)

Features

Body Features

Primary Product Color	Red
-----------------------	-----

Packaging Features

Packaging Quantity	500
Packaging Method	Bag/Box

Dimensions

Connector Width	6.99 mm[.275 in]
Connector Height	13.21 mm[.52 in]
Wire Size	22 AWG
Connector Length	25.4 mm[1 in]

Housing Features

Housing Material	Nylon 6/6
Centerline (Pitch)	2.54 mm[.1 in]

Configuration Features



Number of Cavities	10
Contacts Preloaded	Yes
Number of Positions	10
Number of Rows	1

Industry Standards

Compatible With Agency/Standards Products	UL, CSA
UL Rating	Recognized
Compatible With Approved Standards Products	UL E28476
CSA Rating	LR 7189
UL Flammability Rating	UL 94V-2

Contact Features

Contact Underplating Material	Nickel
Wire Contact Termination Area Plating Material	Tin
Contact Type	Receptacle
Contact Mating Area Plating Material	Gold Flash over Palladium Nickel, Gold
Contact Retention Within Housing	With
Contact Current Rating (Max)	5 A

Mechanical Attachment

Contact Retention Type Within Housing	Locking Lance
Mating Alignment	Without
Mating Retention	With
Mating Retention Type	Locking Ramp
Connector Mounting Type	Cable Mount (Free-Hanging)

Product Type Features

Compatible With Discrete Wire Type	Stranded
Connector Product Type	Connector Assembly
Connector & Housing Type	Receptacle
Connector System	Wire-to-Board
Insertion Force Type	Normal
Sealable	No
Connector & Contact Terminates To	Wire & Cable

Termination Features

Termination Method to Wire & Cable

Insulation Displacement (IDC)

Electrical Characteristics

Operating Voltage

250 VAC

Usage Conditions

Operating Temperature Range

-55 – 105 °C[-67 – 221 °F]

Operation/Application

Shielded

No

Circuit Application

Signal

Other

EU RoHS Compliance

Compliant

EU ELV Compliance

Compliant

Product Compliance

For compliance documentation, visit the product page on [TE.com](https://www.te.com)>

EU RoHS Directive 2011/65/EU

Compliant

EU ELV Directive 2000/53/EC

Compliant

China RoHS 2 Directive MIIT Order No 32, 2016

No Restricted Materials Above Threshold

EU REACH Regulation (EC) No. 1907/2006

Current ECHA Candidate List: JUNE 2024 (241)
Candidate List Declared Against: JUNE 2024 (241)
Does not contain REACH SVHC

Halogen Content

BFR/CFR/PVC Free, but Br/Cl >900 ppm in other sources.

Solder Process Capability

Not applicable for solder process capability

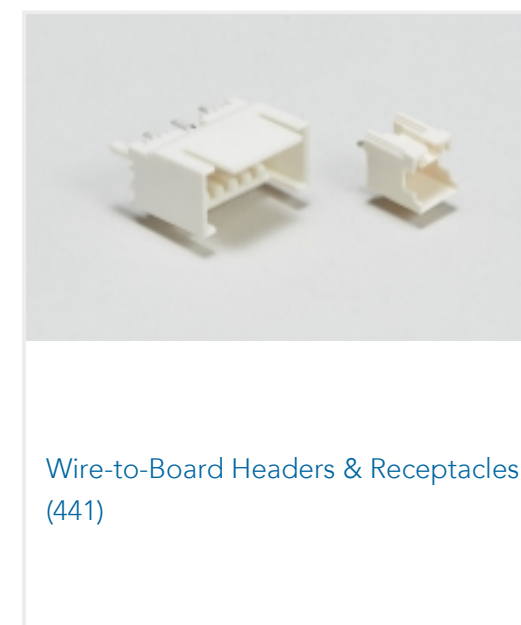
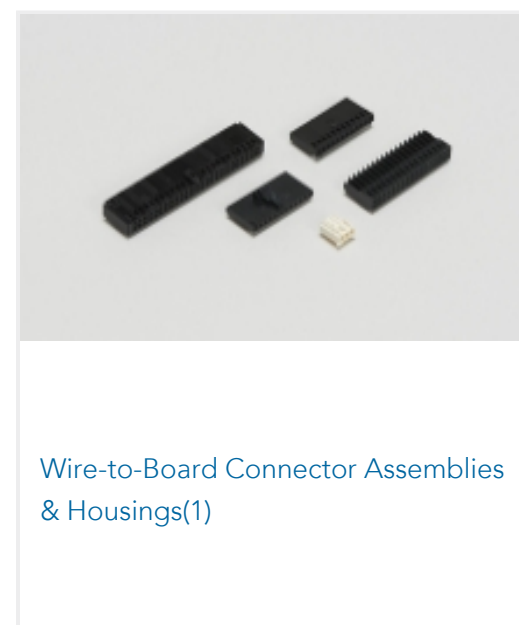

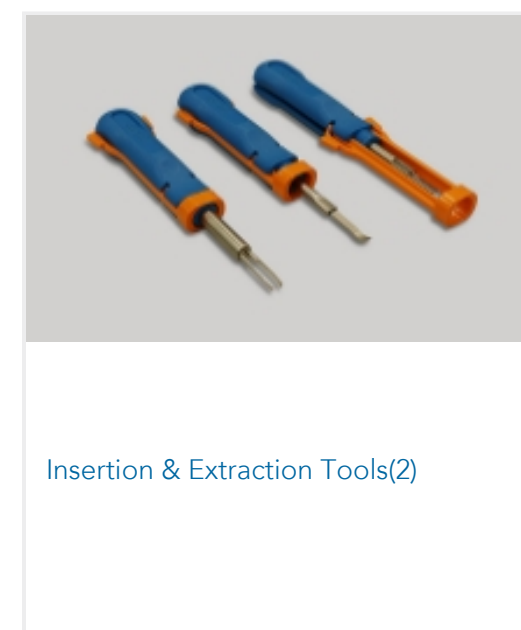

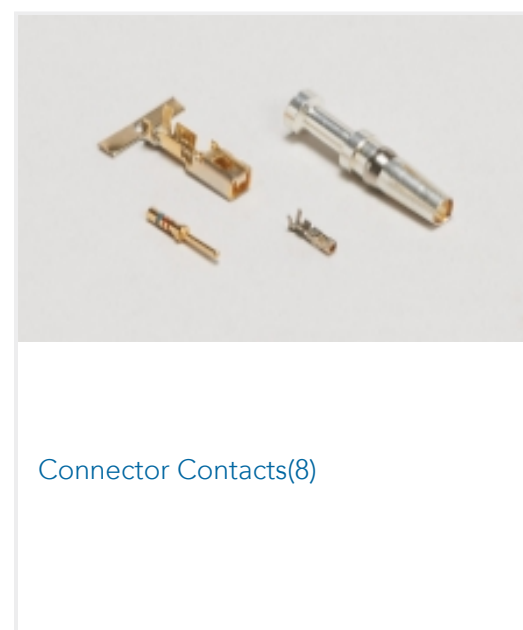

Product Compliance Disclaimer

This information is provided based on reasonable inquiry of our suppliers and represents our current actual knowledge based on the information they provided. This information is subject to change. The part numbers that TE has identified as EU RoHS compliant have a maximum concentration of 0.1% by weight in homogenous materials for lead, hexavalent chromium, mercury, PBB, PBDE, DBP, BBP, DEHP, DIBP, and 0.01% for cadmium, or qualify for an exemption to these limits as defined in the Annexes of Directive 2011/65/EU (RoHS2). Finished electrical and electronic equipment products will be CE marked as required by Directive 2011/65/EU. Components may not be CE marked. Additionally, the part numbers that TE has identified as EU ELV compliant have a maximum concentration of 0.1% by weight in homogenous materials for lead, hexavalent chromium, and mercury, and 0.01% for cadmium, or qualify for an exemption to these limits as defined in the Annexes of Directive 2000/53/EC (ELV). Regarding the REACH Regulation, the information TE provides on SVHC in articles for this part number is based on the latest European Chemicals Agency (ECHA) 'Guidance on requirements for substances in articles' posted at this URL: <https://echa.europa.eu/guidance-documents/guidance-on-reach>

Compatible Parts



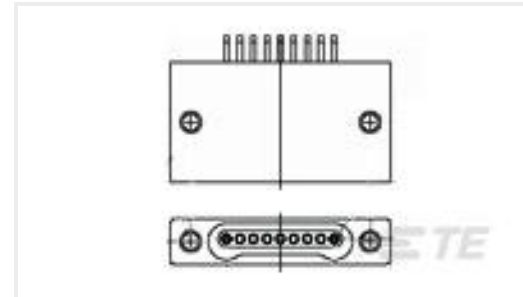
Also in the Series | MTA 100



Customers Also Bought



TE Part #1648325-1
702-92-01109=CONTACT,SKT,#20



TE Part #1589462-9
SSL009L2HN = SMT CONN



TE Part #CAT-104MTA-NGPNR
Nylon Gold Plated Receptacle: 2.54 mm, no Mating Alignment



TE Part #52465-1
TERMINAL,PG SPR SPD 16-14 10




TE Part #9-2176089-3
RP 1J 0.166W 110K 0.1% 25PPM 1K RL



TE Part #1617125-1
JMAW-12XL = M39016/9-016L



TE Part #211771-2
23-19 CPC RCPT, W/INSERTS



TE Part #341925M017
NTFR-1/4-0-SP-CS5445

Documents

Product Drawings

[10P MTA100 CONN ASSY RED LF](#)

English

CAD Files

[3D PDF](#)

3D

Customer View Model

[ENG_CVM_CVM_4-641190-0_S.2d_dxf.zip](#)

English

Customer View Model

[ENG_CVM_CVM_4-641190-0_S.3d_igs.zip](#)

English

Customer View Model

[ENG_CVM_CVM_4-641190-0_S.3d_stp.zip](#)

English

By downloading the CAD file I accept and agree to the [Terms and Conditions](#) of use.

Product Specifications

[Application Specification](#)

English

Agency Approvals

[Agency Approval Document](#)

English

