

4-640622-5 ✓ ACTIVE

MTA 100


TE Internal #: 4-640622-5

Connector Assembly, Receptacle, Insulation Displacement (IDC),
Wire-to-Board, Tin, Normal, UL 94V-2, MTA 100, Standard
Rectangular Connectors

[View on TE.com >](#)



Connectors > Rectangular Connectors > Standard Rectangular Connectors > MTA Receptacle: Nylon, Tin Plated, 2.54 mm



Connector Product Type: **Connector Assembly**

Connector & Housing Type: **Receptacle**

Mating Alignment: **Without**

Mating Retention: **With**

Mating Retention Type: **Locking Ramp**

[All MTA Receptacle: Nylon, Tin Plated, 2.54 mm \(167\)](#)

Features

Body Features

Primary Product Color	Blue
-----------------------	------

Packaging Features

Packaging Quantity	250
--------------------	-----

Packaging Method	Bag/Box
------------------	---------

Dimensions

Connector Width	7.75 mm[.305 in]
-----------------	------------------

Connector Height	13.21 mm[.52 in]
------------------	------------------

Wire Size	26 AWG
-----------	--------

Connector Length	38.1 mm[1.5 in]
------------------	-----------------

Housing Features

Housing Material	Nylon
------------------	-------

Centerline (Pitch)	2.54 mm[.1 in]
--------------------	----------------



Configuration Features

Number of Cavities	15
Contacts Preloaded	Yes
Number of Positions	15
Number of Rows	1

Industry Standards

Compatible With Agency/Standards Products	UL, CSA
UL Rating	Recognized
Compatible With Approved Standards Products	UL E28476
CSA Rating	LR 7189
UL Flammability Rating	UL 94V-2

Contact Features

Contact Underplating Material	Nickel
Wire Contact Termination Area Plating Material	Tin
Contact Type	Receptacle
Contact Mating Area Plating Material	Tin
Contact Retention Within Housing	With
Contact Current Rating (Max)	5 A

Product Type Features

Compatible With Discrete Wire Type	Stranded
Connector Product Type	Connector Assembly
Connector & Housing Type	Receptacle
Connector System	Wire-to-Board
Insertion Force Type	Normal
Sealable	No
Connector & Contact Terminates To	Wire & Cable

Mechanical Attachment

Mating Alignment	Without
Mating Retention	With
Mating Retention Type	Locking Ramp
Connector Mounting Type	Cable Mount (Free-Hanging)

Termination Features

--	--



Termination Method to Wire & Cable

Insulation Displacement (IDC)

Electrical Characteristics

Operating Voltage

250 VAC

Usage Conditions

Operating Temperature Range

-55 – 105 °C[-67 – 221 °F]

Operation/Application

Shielded

No

Circuit Application

Signal

Other

EU RoHS Compliance

Compliant

EU ELV Compliance

Compliant

Product Compliance

For compliance documentation, visit the product page on [TE.com](https://www.te.com)>

EU RoHS Directive 2011/65/EU

Compliant

EU ELV Directive 2000/53/EC

Compliant

China RoHS 2 Directive MIIT Order No 32, 2016

No Restricted Materials Above Threshold

EU REACH Regulation (EC) No. 1907/2006

Current ECHA Candidate List: JUNE 2024 (241)
 Candidate List Declared Against: JUNE 2024 (241)
 Does not contain REACH SVHC

Halogen Content

Low Halogen - Br, Cl, F, I < 900 ppm per homogenous material. Also BFR/CFR/PVC Free

Solder Process Capability

Not applicable for solder process capability

Product Compliance Disclaimer

This information is provided based on reasonable inquiry of our suppliers and represents our current actual knowledge based on the information they provided. This information is subject to change. The part numbers that TE has identified as EU RoHS compliant have a maximum concentration of 0.1% by weight in homogenous materials for lead, hexavalent chromium, mercury, PBB, PBDE, DBP, BBP, DEHP, DIBP, and 0.01% for cadmium, or qualify for an exemption to these limits as defined in the Annexes of Directive 2011/65/EU (RoHS2). Finished electrical and electronic equipment products will be CE marked as required by Directive 2011/65/EU. Components may not be CE marked. Additionally, the part numbers that TE has identified as EU ELV compliant have a maximum concentration of 0.1% by weight in homogenous materials for lead, hexavalent chromium, and mercury, and 0.01% for cadmium, or qualify for an exemption to these limits as defined in the Annexes of Directive 2000/53/EC (ELV). Regarding the REACH Regulation, the information TE provides on SVHC in articles for this part number is based on the latest European Chemicals Agency (ECHA) 'Guidance on requirements for substances in articles' posted at this URL: <https://echa.europa.eu/guidance-documents/guidance-on-reach>

Compatible Parts



TE Part # 1-640455-5
15P MTA100 HDR ASSY SQ R/A POL



TE Part # CAT-104MTA-NYLCC
Nylon PCB Connector Covers: 2.54 mm, MTA 100



TE Part # 58074-1
MTA 50/100/156 MANUAL TOOL FRAME



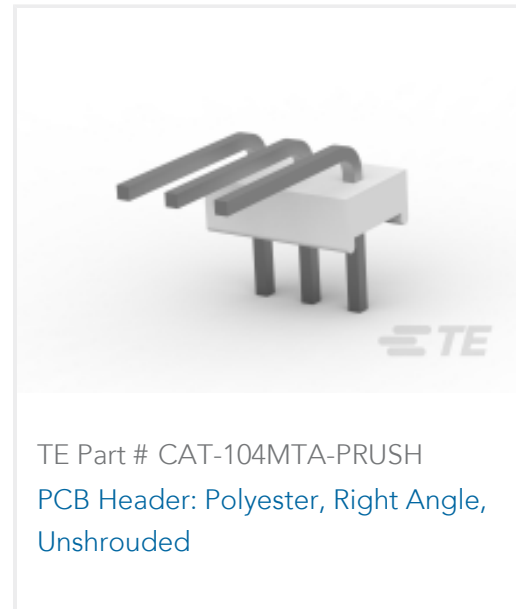
TE Part # 1-640456-5
15P MTA100 HDR ASSY F/L SQ STR



TE Part # 1-640454-5
15P MTA100 HDR ASSY SQ STR POL



TE Part # 4-647000-5
15P MTA100 PSTD CONN ASSY LF



TE Part # CAT-104MTA-PRUSH
PCB Header: Polyester, Right Angle, Unshrouded

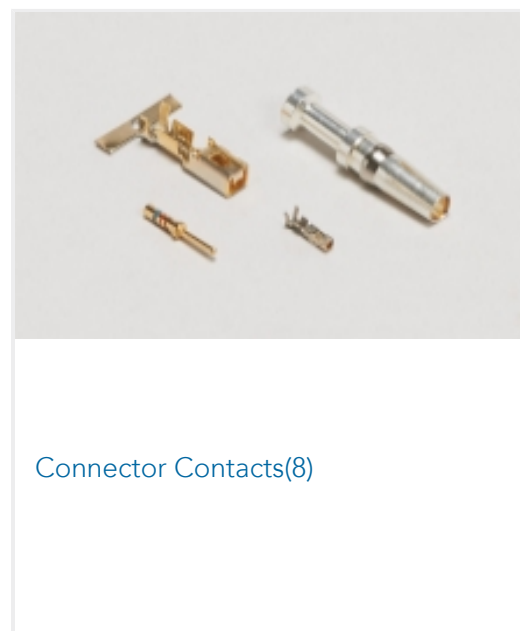


TE Part # 1-640550-5
15P MTA100 COVER

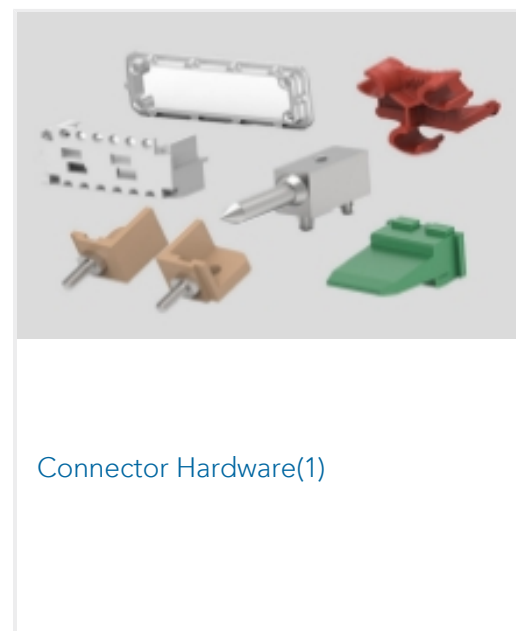
Also in the Series | MTA 100



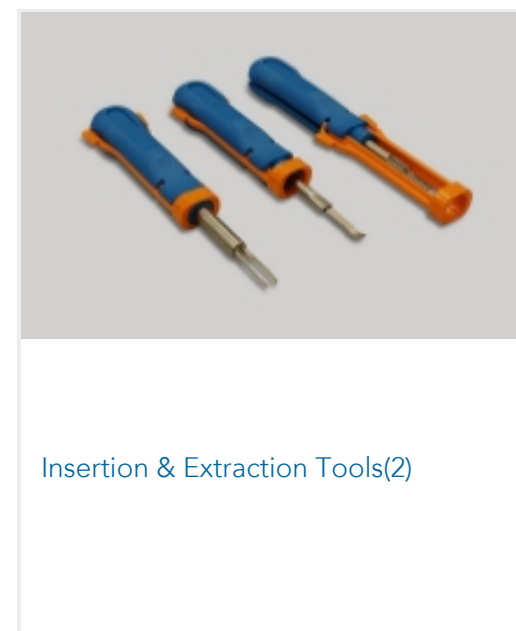
Connector Caps & Covers(69)



Connector Contacts(8)




Connector Hardware(1)



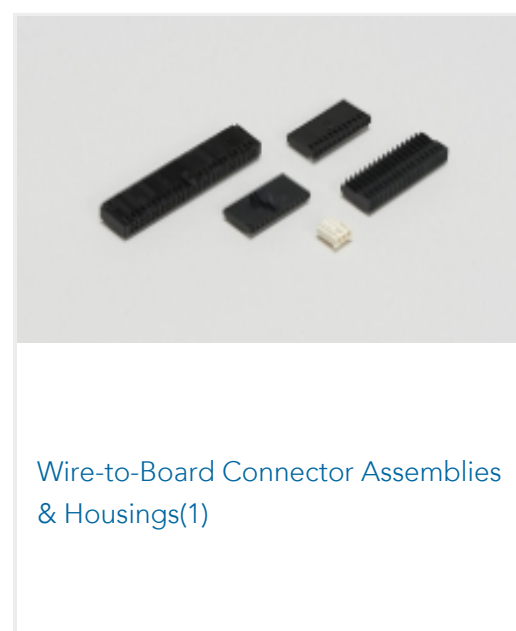
Insertion & Extraction Tools(2)



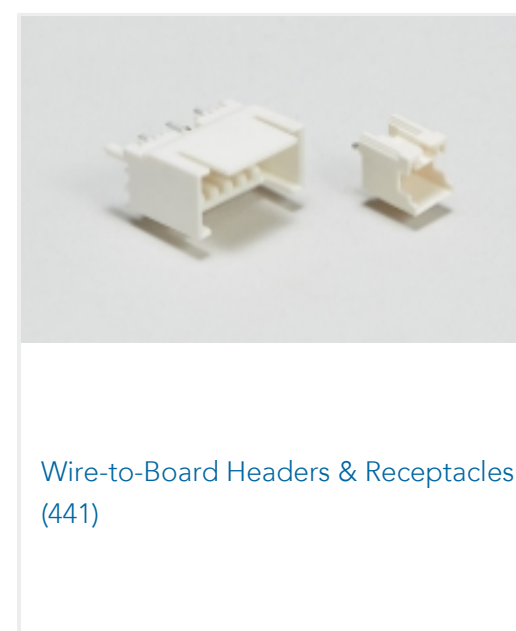
PCB Headers & Receptacles(441)



Standard Rectangular Connectors(495)

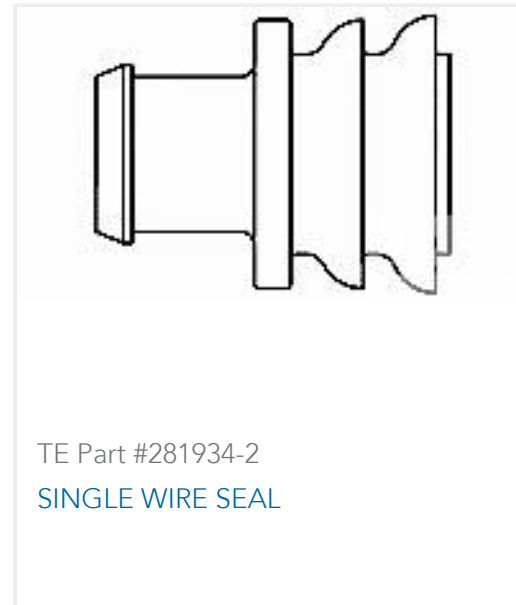
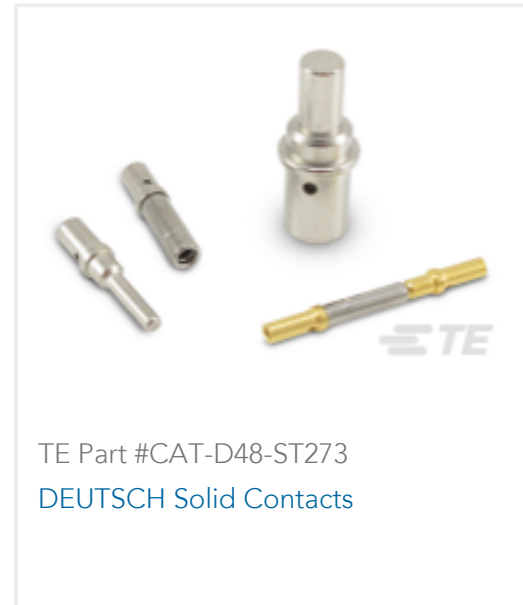


Wire-to-Board Connector Assemblies & Housings(1)



Wire-to-Board Headers & Receptacles (441)

Customers Also Bought



Documents

Product Drawings

15P MTA100 FD THRU ASSY BLUE

English

CAD Files

Customer View Model

[ENG_CVM_CVM_4-640622-5_T.2d_dxf.zip](#)

English

3D PDF

3D

Customer View Model

[ENG_CVM_CVM_4-640622-5_T.3d_igs.zip](#)

English

Customer View Model

[ENG_CVM_CVM_4-640622-5_T.3d_stp.zip](#)

English

By downloading the CAD file I accept and agree to the [Terms and Conditions](#) of use.

Product Specifications

[Application Specification](#)

English