

4-292132-6 ✓ ACTIVE

AMP CT


TE Internal #: 4-292132-6

PCB Mount Header, Vertical, Wire-to-Board, 6 Position, 2 mm [.079 in] Centerline, Partially Shrouded, Tin, Through Hole - Solder, AMP CT

[View on TE.com >](#)



Connectors > PCB Connectors > PCB Headers & Receptacles > CT 2mm Post Header Asmbly: Box V DIP



PCB Connector Assembly Type: **PCB Mount Header**

PCB Mount Orientation: **Vertical**

Connector System: **Wire-to-Board**

Number of Positions: **6**

Number of Rows: **1**

[All CT 2mm Post Header Asmbly: Box V DIP \(81\)](#)

Features

Electrical Characteristics

Operating Voltage	125 VDC
-------------------	---------

Dimensions

Connector Width	5.8 mm[.228 in]
PCB Thickness (Recommended)	.8 mm[.031 – .063 in]
Connector Height	6.8 mm[.267 in]
Connector Length	13.8 mm[.543 in]

Packaging Features

Packaging Quantity	1000
Packaging Method	Box, Bag

Industry Standards

Compatible With Agency/Standards Products	UL, CSA
Compatible With Approved Standards Products	UL E28476, CSA LR7189
UL Flammability Rating	UL 94V-0

Operation/Application

Assembly Process Feature	Pick and Place Cover
Circuit Application	Power & Signal



Mechanical Attachment

Mating Retention Type	Polarized Lock
Mating Retention	Without
Mating Alignment Type	Polarization
PCB Mount Retention Type	Kinked Legs
PCB Mount Alignment Type	Kinked Legs
PCB Mount Retention	With
PCB Mount Alignment	Without
Connector Mounting Type	Board Mount
Mating Alignment	With

Termination Features

Termination Post & Tail Diameter	.6 mm[.024 in]
Termination Post & Tail Length	3.2 mm[.126 in]
Termination Method to PCB	Through Hole - Solder

Contact Features

Mating Pin Diameter	.6 mm[.024 in]
Contact Mating Area Plating Material Thickness	1 μm[39.37 μin]
PCB Contact Termination Area Plating Material Thickness	1 μm[39.37 μin]
Contact Shape & Form	Rounded, Round
Contact Layout	Inline
Contact Mating Area Length	4.2 mm[.165 in]
Contact Base Material	Brass
PCB Contact Termination Area Plating Material	Tin
Contact Mating Area Plating Material Finish	Matte
Contact Mating Area Plating Material	Tin
Contact Type	Pin
Contact Current Rating (Max)	4 A

Housing Features

Housing Material	66 Nylon
Centerline (Pitch)	2 mm[.079 in]

Product Type Features

PCB Connector Assembly Type	PCB Mount Header
-----------------------------	------------------



Connector System	Wire-to-Board
Header Type	Partially Shrouded
Sealable	No
Connector & Contact Terminates To	Printed Circuit Board

Configuration Features

PCB Mount Orientation	Vertical
Number of Positions	6
Number of Rows	1

Body Features

Primary Product Color	Yellow
-----------------------	--------

Usage Conditions

Operating Temperature Range	-40 – 105 °C[-40 – 221 °F]
-----------------------------	----------------------------

Other

EU RoHS Compliance	Compliant
EU ELV Compliance	Compliant

Product Compliance

[For compliance documentation, visit the product page on TE.com>](#)

EU RoHS Directive 2011/65/EU	Compliant
EU ELV Directive 2000/53/EC	Compliant
China RoHS 2 Directive MIIT Order No 32, 2016	No Restricted Materials Above Threshold
EU REACH Regulation (EC) No. 1907/2006	Current ECHA Candidate List: JUNE 2024 (241) Candidate List Declared Against: JUNE 2024 (241) Does not contain REACH SVHC
Halogen Content	Low Halogen - Br, Cl, F, I < 900 ppm per homogenous material. Also BFR/CFR/PVC Free
Solder Process Capability	Wave solder capable to 265°C

Product Compliance Disclaimer

This information is provided based on reasonable inquiry of our suppliers and represents our current actual knowledge based on the information they provided. This information is subject to change. The part numbers that TE has identified as EU RoHS compliant have a maximum concentration of 0.1% by weight in homogenous materials for lead, hexavalent chromium, mercury, PBB, PBDE, DBP, BBP, DEHP, DIBP, and 0.01% for cadmium, or qualify for an exemption to these limits as defined in the Annexes of Directive 2011/65/EU (RoHS2). Finished electrical and electronic equipment products will be CE marked as required by Directive 2011/65/EU. Components may not be CE marked. Additionally, the part

numbers that TE has identified as EU ELV compliant have a maximum concentration of 0.1% by weight in homogenous materials for lead, hexavalent chromium, and mercury, and 0.01% for cadmium, or qualify for an exemption to these limits as defined in the Annexes of Directive 2000/53/EC (ELV). Regarding the REACH Regulation, the information TE provides on SVHC in articles for this part number is based on the latest European Chemicals Agency (ECHA) 'Guidance on requirements for substances in articles' posted at this URL: <https://echa.europa.eu/guidance-documents/guidance-on-reach>

Compatible Parts



TE Part # CAT-AM7017-C7671
Common Termination Contacts —
POWER TRIPLE LOCK



TE Part # CAT-AM7053-C7671
Mini Common Termination Contacts



TE Part # CAT-AM7017-H8172
AMP COMMON TERMINATION
HOUSINGS


Also in the Series | AMP CT




Connector Contacts(8)




Connector Hardware(46)



PCB Headers & Receptacles(756)



Wire-to-Board Connector Assemblies
& Housings(255)



Wire-to-Board Headers & Receptacles
(756)


Customers Also Bought



TE Part #2-647127-2
02P MTA156 SHRD HDR ASSY LF



TE Part #CAT-AM7017-H342
AMP COMMON TERMINATION
HEADERS



TE Part #292253-3
CT CONN MT HDR ASSY H 3P NAT



TE Part #CAT-3983178-PHBXVD
CT 2mm Post Header Asmbly: Box V
DIP



Documents

Product Drawings

[CT P/HDR BOX V 6P YELLOW](#)

English

CAD Files

[3D PDF](#)

3D

Customer View Model

[ENG_CVM_CVM_4-292132-6_B1.2d_dxf.zip](#)

English

Customer View Model

[ENG_CVM_CVM_4-292132-6_B1.3d_igs.zip](#)

English

Customer View Model

[ENG_CVM_CVM_4-292132-6_B1.3d_stp.zip](#)

English

By downloading the CAD file I accept and agree to the [Terms and Conditions](#) of use.

Product Specifications

[Workmanship Specification](#)

English