

4-2271014-0 ✓ ACTIVE

AMPMODU

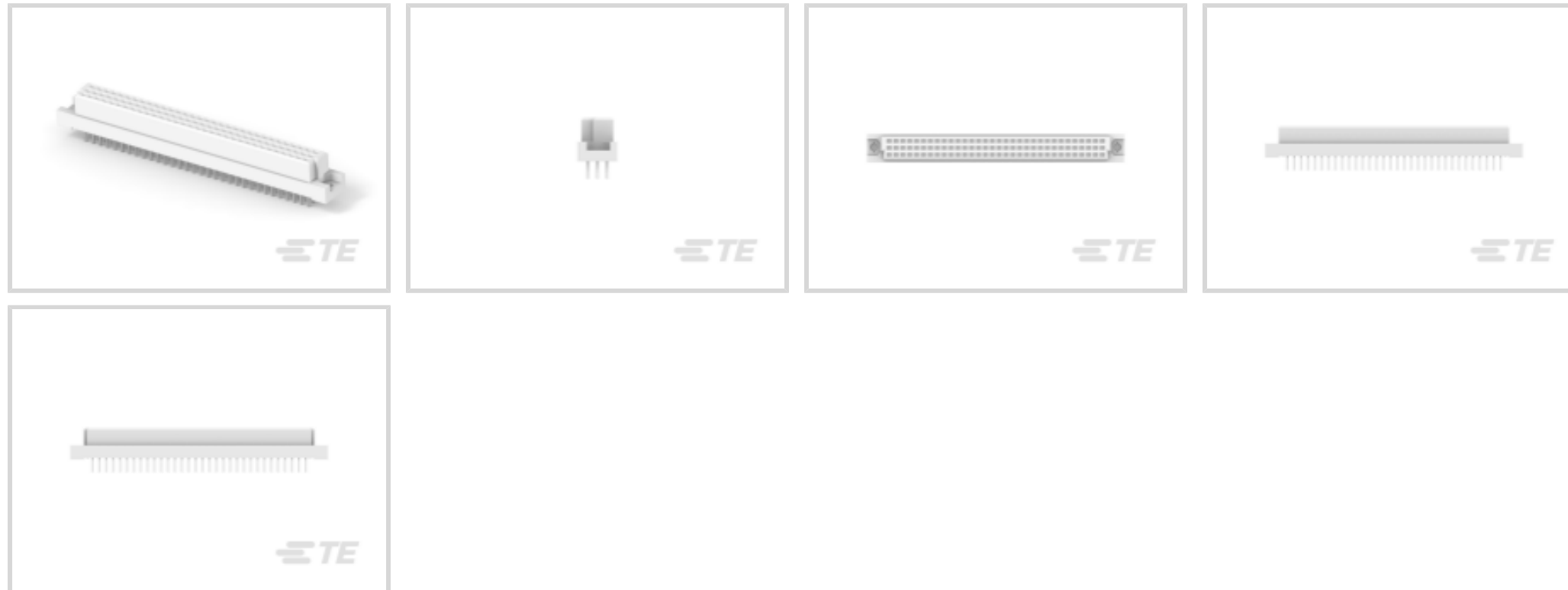
TE Internal #: 4-2271014-0

Receptacle, Board-to-Board, 96 Position, 2.54 mm [.1 in] Centerline,
Printed Circuit Board, 3 Row, Vertical, 32 Column, Eurocard
Connectors

[View on TE.com >](#)



Connectors > PCB Connectors > Backplane Connectors > Eurocard Connectors



Connector & Housing Type: **Receptacle**

Connector System: **Board-to-Board**

Termination Post & Tail Length: **3 mm [.118 in]**

Number of Positions: **96**

Centerline (Pitch): **2.54 mm [.1 in]**

Features

Mechanical Attachment

Connector Mounting Type	Board Mount
-------------------------	-------------

Electrical Characteristics

Operating Voltage	1000 VDC
-------------------	----------

Body Features

Primary Product Color	Gray
-----------------------	------

Packaging Features

Packaging Method	Carton
------------------	--------

Operation/Application

Shielded	No
----------	----

Circuit Application	Signal
---------------------	--------

Contact Features

PCB Contact Termination Area Plating Material Thickness	2.54 – 5.08 μm
---	---------------------------

Contact Mating Area Plating Material	Gold Flash
--------------------------------------	------------



Contact Base Material	Brass
PCB Contact Termination Area Plating Material	Tin-Lead
Contact Type	Pin
Contact Mating Area Plating Material Thickness	.076 μ m
Contact Current Rating (Max)	1.5 A

Configuration Features

Number of Power or Coaxial Positions	64
Number of Positions	96
Number of Rows	3
PCB Mount Orientation	Vertical
Number of Columns	32
Rows Loaded	A, B, C
Number of Signal Positions	96

Termination Features

Termination Method to PCB	Through Hole - Solder
Termination Post & Tail Length	3 mm[.118 in]

Product Type Features

Connector & Housing Type	Receptacle
Connector System	Board-to-Board
Connector & Contact Terminates To	Printed Circuit Board
DIN Size	Standard
DIN Level	III

Housing Features

Centerline (Pitch)	2.54 mm[.1 in]
--------------------	----------------

Dimensions

Row-to-Row Spacing	2.54 mm[.1 in]
--------------------	----------------

Usage Conditions

Operating Temperature Range	-55 – 105 °C[-67 – 221 °F]
-----------------------------	----------------------------

Other

EU RoHS Compliance	Compliant
EU ELV Compliance	Compliant



Product Compliance

For compliance documentation, visit the product page on [TE.com](#)>

EU RoHS Directive 2011/65/EU	Compliant
EU ELV Directive 2000/53/EC	Compliant
China RoHS 2 Directive MIIT Order No 32, 2016	No Restricted Materials Above Threshold
EU REACH Regulation (EC) No. 1907/2006	Current ECHA Candidate List: JUNE 2024 (241) Candidate List Declared Against: JUNE 2024 (241) Does not contain REACH SVHC
Halogen Content	Not Low Halogen - contains Br or Cl > 900 ppm.
Solder Process Capability	Wave solder capable to 260°C

Product Compliance Disclaimer

This information is provided based on reasonable inquiry of our suppliers and represents our current actual knowledge based on the information they provided. This information is subject to change. The part numbers that TE has identified as EU RoHS compliant have a maximum concentration of 0.1% by weight in homogenous materials for lead, hexavalent chromium, mercury, PBB, PBDE, DBP, BBP, DEHP, DIBP, and 0.01% for cadmium, or qualify for an exemption to these limits as defined in the Annexes of Directive 2011/65/EU (RoHS2). Finished electrical and electronic equipment products will be CE marked as required by Directive 2011/65/EU. Components may not be CE marked. Additionally, the part numbers that TE has identified as EU ELV compliant have a maximum concentration of 0.1% by weight in homogenous materials for lead, hexavalent chromium, and mercury, and 0.01% for cadmium, or qualify for an exemption to these limits as defined in the Annexes of Directive 2000/53/EC (ELV). Regarding the REACH Regulation, the information TE provides on SVHC in articles for this part number is based on the latest European Chemicals Agency (ECHA) 'Guidance on requirements for substances in articles' posted at this URL: <https://echa.europa.eu/guidance-documents/guidance-on-reach>

Compatible Parts



TE Part # 6-2271099-0
CELLO,PIN,96P,TH,RA,FG,DIP4.0,CLIP



TE Part # 4-2271099-0
CELLO,MALE,RA, 2.54PITCH, DIP3.0, WC



TE Part # 6-2271013-0
CELLO,PIN,96P,TH,RA,FG,DIP4.0,-



TE Part # 4-2271013-0
CELLO,PIN,96P,TH,RA,FG,DIP3.0,-

Customers Also Bought



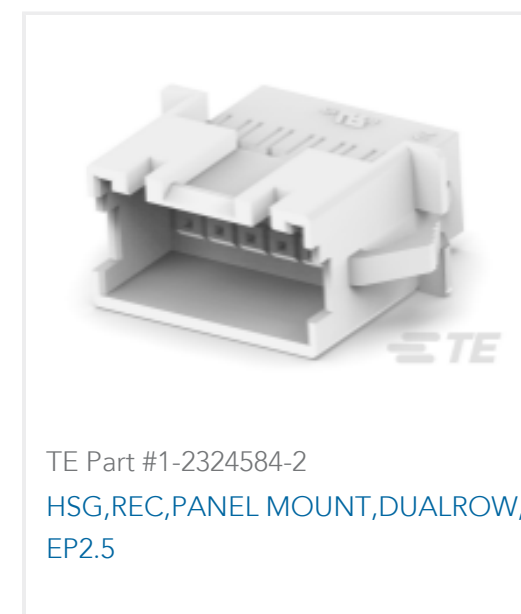
TE Part #1-2842491-0
2x10P TB HDR HZ (90) 3.5, BK



TE Part #T4171120008-002
M12,REAR MOUNT,FEMALE, A, 8P, 0.5 M WIRE



TE Part #917485-2
DYNAMIC D-3 TAB CONT. 2L AU 0.38



TE Part #1-2324584-2
HSG,REC,PANEL MOUNT,DUALROW, EP2.5



TE Part #T2050323201-002
HEEE-032-F



TE Part #4-2271099-0
CELLO,MALE,RA, 2.54PITCH, DIP3.0, WC



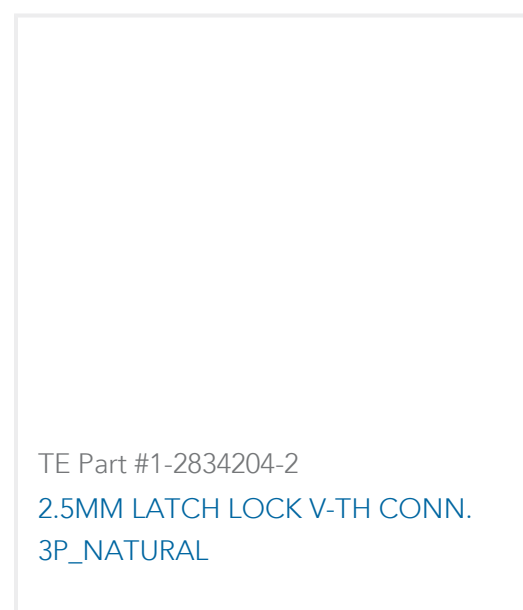
TE Part #178307-2
DYNAMIC D3100 HDR ASSY 16P



TE Part #1-1969594-4
HSG,REC,PANEL MOUNT,DUALROW, EP2.5



TE Part #T0931000423-001
CODING-PIN-M3-TM-SELF-TAPPING



TE Part #1-2834204-2
2.5MM LATCH LOCK V-TH CONN. 3P_NATURAL

Documents

Product Drawings

[CELLO,REC,96P,TH,V,FG,DIP3.0,-](#)

English

CAD Files

[3D PDF](#)

3D

Customer View Model

[ENG_CVM_CVM_4-2271014-0_A.2d_dxf.zip](#)

English

Customer View Model

[ENG_CVM_CVM_4-2271014-0_A.3d_igs.zip](#)

English

Customer View Model

[ENG_CVM_CVM_4-2271014-0_A.3d_stp.zip](#)

English

By downloading the CAD file I accept and agree to the [Terms and Conditions](#) of use.

Product Specifications



Product Specification

English